



*2017
Census Results*



CITY OF
Lethbridge



CITY OF *Lethbridge*

NEWS RELEASE

For Immediate Release

June 16, 2017

2017 census shows continued steady growth in Lethbridge population

Lethbridge, Alberta – Lethbridge continues to grow with the official 2017 census results showing a population of 98,198, an increase of 1,370 (1.41 per cent) over the 2016 municipal census number.

“Lethbridge consistently demonstrates a sustainable, healthy rate of growth,” says Mayor Chris Spearman. “This stable growth allows the City of Lethbridge to plan effectively for the future of our community.”

The City of Lethbridge conducts a census each year to provide an accurate count for provincial and federal per-capita grants. Funding from these sources helps support construction of facilities such as ATB Centre-Phase 2.

“The participation of residents and the commitment of census takers in our yearly census is greatly appreciated,” says Aleta Neufeld, City Clerk. “Without the cooperation of our residents, we would not be able to collect the information that we require.” This was the third year the census takers used mobile devices to gather information at the door.

The census determines the number of people living in each household as well as their age and sex. This snapshot of the city’s demographics helps City Planners determine what services will be needed in what areas.

The 2017 census numbers show the strongest growth occurred in West Lethbridge with 1,156 new residents.

| Region | 2017 | 2016 | Change in #'s (2017) | Change in % (2017) |
|------------------|---------------|---------------|-----------------------------|---------------------------|
| North Lethbridge | 27,453 | 27,179 | 274 | 1.01% |
| South Lethbridge | 31,660 | 31,720 | -60 | -0.19% |
| West Lethbridge | 39,085 | 37,929 | 1,156 | 3.05% |
| Totals | 98,198 | 96,828 | 1,370 | 1.41% |

Detailed Census Information will be available after June 19, 2017 at: www.lethbridge.ca/census.

Media Contact:

Aleta Neufeld, City Clerk

403-320-4083

Aleta.neufeld@lethbridge.ca

Backgrounder

- Census results for the City since 2007 are as follows:

| <u>Year</u> | <u>Population</u> | <u>Percentage Increase</u> |
|-------------|-------------------|----------------------------|
| 2017 | 98,198 | 1.41% |
| 2016 | 96,828 | 2.13% |
| 2015 | 94,804 | 1.94% |
| 2014 | 93,004 | 2.86% |
| 2013 | 90,417 | 1.51% |
| 2012 | 89,074 | 1.36% |
| 2011 | 87,882 | 1.41% |
| 2010 | 86,659 | 1.37% |
| 2009 | 85,492 | 1.82% |
| 2008 | 83,960 | 2.78% |
| 2007 | 81,692 | 3.78% |

- 15,316 households (or 37.5%) used the online form
- City of Lethbridge has 40,803 households in 2017
- Greatest growth occurred in Country Meadows, Black Wolf, and Garry Station
- Vacancy rate has continued to be 5.2%
- There were 335 dwellings under construction at the time of the 2017 census
- Census was conducted April 1 to April 28, 2017
- Employed 140 workers

Detailed Census Information is available on the City of Lethbridge website at www.lethbridge.ca/census.

Census 2017

The City Clerk's Office is responsible for conducting the census and for the collection of census information. The Municipal Government Act provides the authority for municipalities to conduct a census. Alberta Regulation 63/2001, the Determination of Population Regulation, defines official census, population, and provides the time frame to conduct an official census, and submission of results to the Minister of Municipal Affairs.

If you have any questions regarding the information collected or the statistical data provided in this report please contact:

City of Lethbridge
City Clerk's Office
910 – 4 Avenue South
Lethbridge, AB T1J 0P6

David Sarsfield
Deputy City Clerk
Phone:(403) 329 7329
E-mail: david.sarsfield@lethbridge.ca

The City of Lethbridge conducts a census to establish the total population of the City.

Per capita grants

Municipal data is useful to both municipal and provincial governments as decisions regarding future transportation networks, the location of schools, parks, utilities and fire protection facilities are based to a large extent on statistics on population growth collected in the municipal census. Many of the grants received from the provincial and federal governments are awarded on a per capita basis and a census count ensures that maximum grants are received.

Basic Census

A basic census was undertaken. Information collected included validity of the address, if the dwelling unit was occupied, unoccupied, a vacant lot, or under construction, and if occupied, the number of people living in the unit, their ages and sex.

Every effort was made to reach all households in Lethbridge.

The Office of the City Clerk is confident that everything possible has been done to attain accurate information.

**CITY OF LETHBRIDGE
POPULATION HISTORY**

| Year | South Lethbridge | Percentage Increase/ Decrease | West Lethbridge | Percentage Increase/ Decrease | North Lethbridge | Percentage Increase/ Decrease | Total | Increase/ Decrease | Percentage Increase/ Decrease |
|-------------|-----------------------------|--|----------------------------|--|-----------------------------|--|--------------|-------------------------------|--|
| 2017 | 31,660 | -0.19% | 39,085 | 3.05% | 27,453 | 1.01% | 98,198 | 1,370 | 1.41% |
| 2016 | 31,720 | 1.22% | 37,929 | 3.30% | 27,179 | 1.60% | 96,828 | 2,024 | 2.13% |
| 2015 | 31,337 | 0.52% | 36,716 | 3.78% | 26,751 | 1.13% | 94,804 | 1,800 | 1.94% |
| 2014 | 31,176 | 1.70% | 35,377 | 4.09% | 26,451 | 2.63% | 93,004 | 2,587 | 2.86% |
| 2013 | 30,655 | -0.45% | 33,988 | 3.47% | 25,774 | 1.34% | 90,417 | 1,343 | 1.51% |
| 2012 | 30,795 | 0.95% | 32,847 | 2.45% | 25,432 | 0.46% | 89,074 | 1,192 | 1.36% |
| 2011 | 30,504 | 1.20% | 32,063 | 2.11% | 25,315 | 0.78% | 87,882 | 1,223 | 1.41% |
| 2010 | 30,142 | -0.09% | 31,399 | 2.98% | 25,118 | 1.14% | 86,659 | 1,167 | 1.37% |
| 2009 | 30,168 | 1.33% | 30,489 | 2.75% | 24,835 | 1.31% | 85,492 | 1,532 | 1.82% |
| 2008 | 29,773 | 1.88% | 29,673 | 4.32% | 24,514 | 2.04% | 83,960 | 2,268 | 2.78% |
| 2007 | 29,225 | 3.20% | 28,443 | 4.75% | 24,024 | 3.37% | 81,692 | 2,979 | 3.78% |
| 2006 | 28,318 | 1.56% | 27,154 | 2.83% | 23,241 | 1.44% | 78,713 | 1,511 | 1.96% |
| 2005 | 27,884 | -0.20% | 26,407 | 17.74% | 22,911 | 2.52% | 77,202 | 4,485 | 6.17% |
| 2004 | No Census Conducted | | | | | | | | |
| 2003 | No Census Conducted | | | | | | | | |
| 2002 | 27,941 | 3.00% | 22,429 | 13.48% | 22,347 | 2.41% | 72,717 | 4,005 | 5.83% |
| 2001 | No Census Conducted | | | | | | | | |
| 2000 | No Census Conducted | | | | | | | | |
| 1999 | 27,127 | 3.59% | 19,764 | 6.57% | 21,821 | 2.44% | 68,712 | 2,677 | 4.05% |
| 1998 | No Census Conducted | | | | | | | | |
| 1997 | 26,188 | -0.03% | 18,546 | 9.12% | 21,301 | -2.04% | 66,035 | 1,097 | 1.69% |
| 1996 | No Census Conducted | | | | | | | | |
| 1995 | No Census Conducted | | | | | | | | |
| 1994 | 26,197 | 0.28% | 16,996 | 10.33% | 21,745 | -0.54% | 64,938 | 1,548 | 2.44% |
| 1993 | No Census Conducted | | | | | | | | |
| 1992 | 26,123 | 1.57% | 15,404 | 14.80% | 21,863 | 1.80% | 63,390 | 2,776 | 4.58% |
| 1991 | No Census Conducted | | | | | | | | |
| 1990 | No Census Conducted | | | | | | | | |
| 1989 | 25,720 | -2.36% | 13,418 | 6.35% | 21,476 | -0.81% | 60,614 | 4 | 0.01% |
| 1988 | No Census Conducted | | | | | | | | |
| 1987 | 26,341 | -0.29% | 12,617 | 2.44% | 21,652 | 0.36% | 60,610 | 300 | 0.50% |
| 1986 | 26,418 | 0.08% | 12,317 | 4.41% | 21,575 | -0.60% | 60,310 | 409 | 0.68% |

**CITY OF LETHBRIDGE
POPULATION HISTORY**


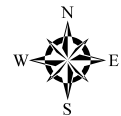
| Year | South Lethbridge | Percentage Increase/ Decrease | West Lethbridge | Percentage Increase/ Decrease | North Lethbridge | Percentage Increase/ Decrease | Total | Increase/ Decrease | Percentage Increase/ Decrease |
|-------------|---|--|----------------------------|--|-----------------------------|--|--------------|-------------------------------|--|
| 1985 | 26,398 | 0.27% | 11,797 | 15.09% | 21,706 | 0.91% | 59,901 | 1,315 | 2.24% |
| 1984 | No Census Conducted Municipal Affairs officially added 500 persons due to annexation | | | | | | 58,586 | 500 | 0.86% |
| 1983 | 26,326 | 0.62% | 10,250 | 15.35% | 21,510 | 0.28% | 58,086 | 1,586 | 2.81% |
| 1982 | 26,165 | 1.25% | 8,886 | 19.90% | 21,449 | 0.37% | 56,500 | 1,876 | 3.43% |
| 1981 | 25,843 | 1.42% | 7,411 | 14.09% | 21,370 | 1.00% | 54,624 | 1,489 | 2.80% |
| 1980 | 25,481 | 0.83% | 6,496 | 22.34% | 21,158 | 0.34% | 53,135 | 1,467 | 2.84% |
| 1979 | 25,272 | 0.49% | 5,310 | 31.40% | 21,086 | 3.12% | 51,668 | 2,030 | 4.09% |
| 1978 | 25,149 | -2.49% | 4,041 | 50.28% | 20,448 | -0.23% | 49,638 | 663 | 1.35% |
| 1977 | 25,790 | -1.85% | 2,689 | 89.90% | 20,496 | 7.16% | 48,975 | 2,157 | 4.61% |
| 1976 | 26,276 | -0.15% | 1,416 | 280.65% | 19,126 | 7.24% | 46,818 | 2,296 | 5.16% |
| 1975 | 26,315 | -1.62% | 372 | 5.98% | 17,835 | 8.01% | 44,522 | 910 | 2.09% |
| 1974 | 26,748 | -0.63% | 351 | 23.16% | 16,513 | 5.76% | 43,612 | 796 | 1.86% |
| 1973 | 26,918 | 1.04% | 285 | 12.20% | 15,613 | 4.69% | 42,816 | 1,008 | 2.41% |
| 1972 | 26,641 | 0.75% | 254 | 273.53% | 14,913 | 3.95% | 41,808 | 952 | 2.33% |
| 1971 | 26,442 | 3.68% | 68 | N/A | 14,346 | 2.60% | 40,856 | 1,304 | 3.30% |
| 1970 | 25,504 | 1.49% | | | 13,983 | 2.67% | 39,552 | 803 | 2.07% |
| 1969 | 25,130 | 3.28% | | | 13,619 | 1.42% | 38,749 | 989 | 2.62% |
| 1968 | 24,332 | 2.16% | | | 13,428 | 1.70% | 37,760 | 738 | 1.99% |
| 1967 | 23,818 | 0.26% | | | 13,204 | 0.94% | 37,022 | 185 | 0.50% |
| 1966 | 23,756 | -1.03% | | | 13,081 | 2.18% | 36,837 | 32 | 0.09% |
| 1965 | 24,003 | 0.21% | | | 12,802 | 0.25% | 36,805 | 83 | 0.23% |
| 1964 | 23,952 | 0.99% | | | 12,770 | 1.84% | 36,722 | 465 | 1.28% |
| 1963 | 23,718 | 0.76% | | | 12,539 | 2.92% | 36,257 | 535 | 1.50% |
| 1962 | 23,539 | 1.88% | | | 12,183 | 3.19% | 35,722 | 811 | 2.32% |
| 1961 | 23,105 | 2.90% | | | 11,806 | 4.92% | 34,911 | 1,205 | 3.58% |
| 1960 | 22,454 | 1.72% | | | 11,252 | 5.08% | 33,706 | 924 | 2.82% |
| 1959 | 22,074 | 4.12% | | | 10,708 | 3.29% | 32,782 | 1,214 | 3.85% |
| 1958 | 21,201 | 3.25% | | | 10,367 | 5.89% | 31,568 | 1,245 | 4.11% |
| 1957 | 20,533 | 3.05% | | | 9,790 | 3.91% | 30,323 | 975 | 3.32% |
| 1956 | 19,926 | 3.75% | | | 9,422 | 3.60% | 29,348 | 1,048 | 3.70% |
| 1955 | 19,205 | 5.53% | | | 9,095 | 3.49% | 28,300 | 1,314 | 4.87% |
| 1954 | 18,198 | N/A | | | 8,788 | N/A | 26,986 | 4,039 | 17.60% |
| 1953 | No Census Conducted | | | | | | | | |
| 1952 | No Census Conducted | | | | | | | | |

**CITY OF LETHBRIDGE
POPULATION HISTORY**

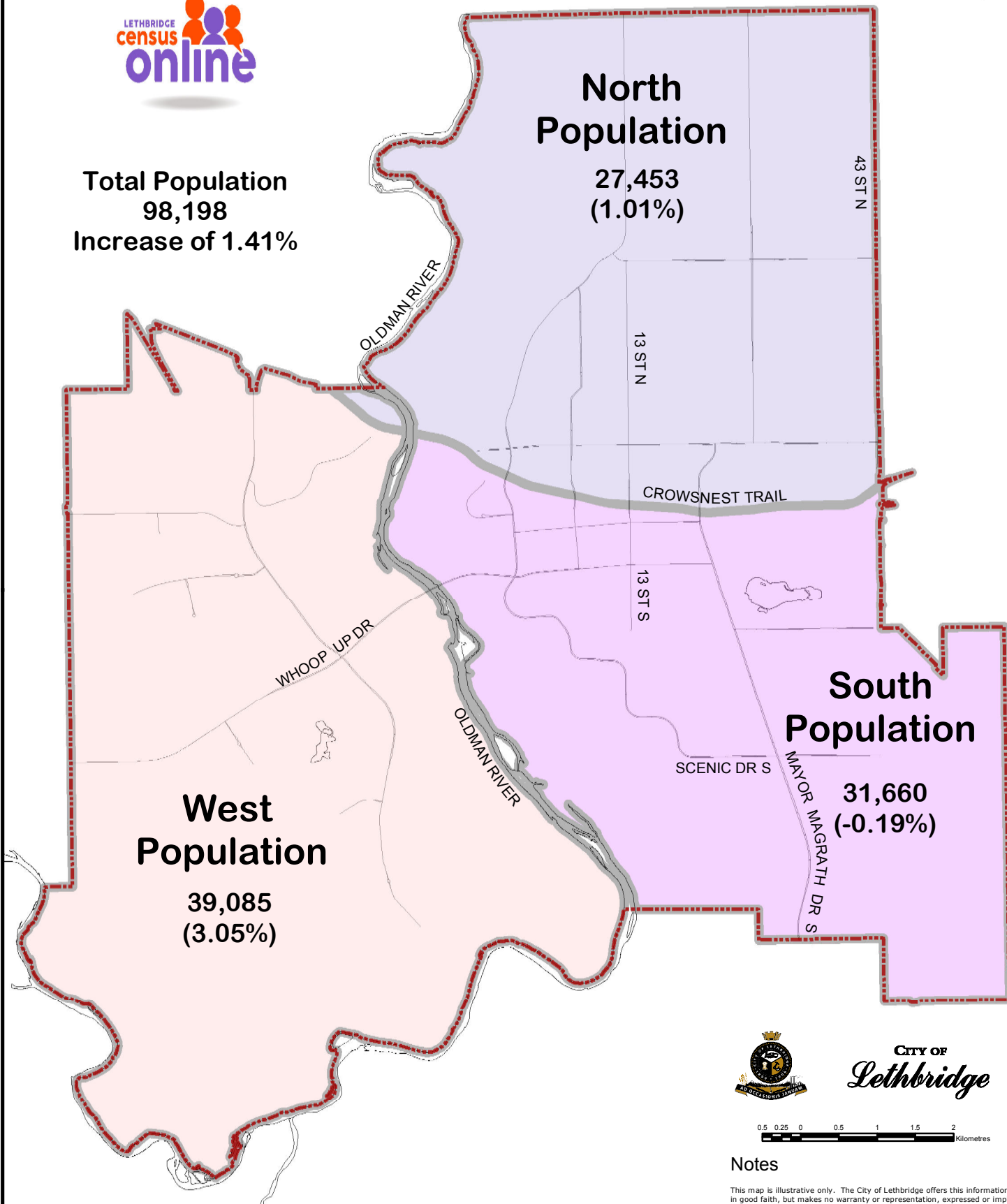
| Year | South Lethbridge | Percentage Increase/ Decrease | West Lethbridge | Percentage Increase/ Decrease | North Lethbridge | Percentage Increase/ Decrease | Total | Increase/ Decrease | Percentage Increase/ Decrease |
|-------------|-----------------------------|--|----------------------------|--|-----------------------------|--|--------------|-------------------------------|--|
| 1951 | | | | | | | 22,947 | 6,425 | 38.89% |
| 1946 | | | | | | | 16,522 | 1,910 | 13.07% |
| 1941 | | | | | | | 14,612 | 1,089 | 8.05% |
| 1936 | | | | | | | 13,523 | 34 | 0.25% |
| 1931 | | | | | | | 13,489 | 2,754 | 25.65% |
| 1926 | | | | | | | 10,735 | -1,172 | -9.84% |
| 1921 | | | | | | | 11,907 | 2,471 | 26.19% |
| 1916 | | | | | | | 9,436 | 1,386 | 17.22% |
| 1911 | | | | | | | 8,050 | 5,737 | 248.03% |
| 1906 | | | | | | | 2,313 | 286 | 14.11% |
| 1901 | | | | | | | 2,027 | 549 | 37.14% |
| 1891 | | | | | | | 1,478 | 1,478 | |

Basic Statistics Summary as of April 1, 2017

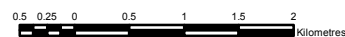
| | 2017 | 2016 | 2015 | 2014 |
|---|---------------|---------------|---------------|---------------|
| Total Population | 98198 | 96828 | 94,804 | 93,004 |
| Females | 50.9% | 50,002 | 49,371 | 48,410 |
| Males | 49.1% | 48,173 | 47,457 | 46,394 |
| Prefer Not to Identify | 0% | 23 | | |
| Total Dwellings | 40,803 | 40,064 | 39,451 | 38,803 |
| Average Residents Per Dwelling | 2.41 | 2.42 | 2.40 | 2.40 |
| Average Age | 38.1 | 38.0 | 38.0 | 38.0 |
| Average Male Age | 37.1 | 37.0 | 37.0 | 37.0 |
| Average Female Age | 39.1 | 39.0 | 39.0 | 38.9 |



Total Population
98,198
Increase of 1.41%



CITY OF
Lethbridge



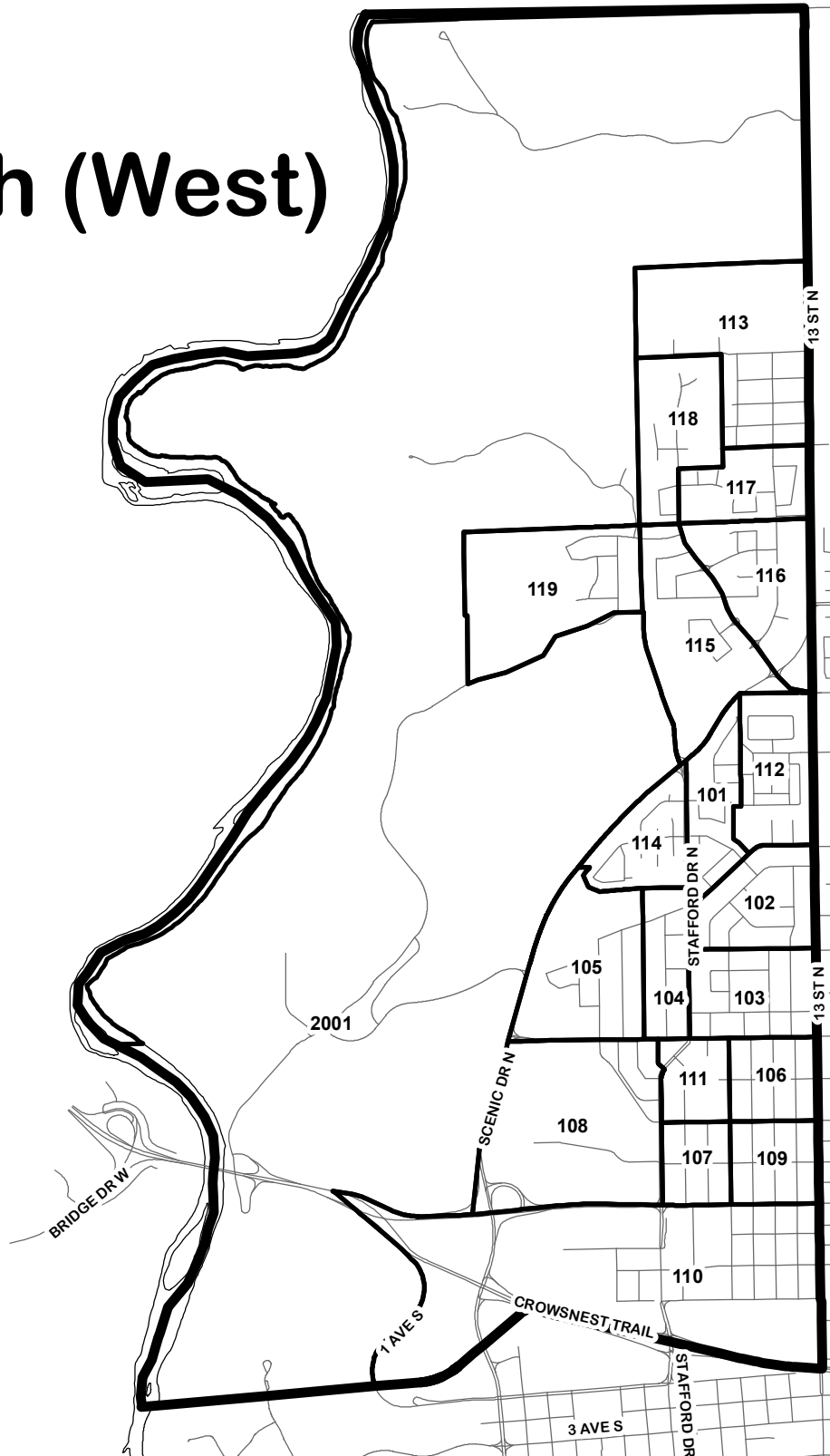
Notes

This map is illustrative only. The City of Lethbridge offers this information in good faith, but makes no warranty or representation, expressed or implied, with regard to the correctness, accuracy and/or reliability of this data.

All rights reserved. No part of this map may be reproduced in any form or by any means without written consent from the City of Lethbridge.




North (West)





CITY OF
Lethbridge

2017 Census Regions



Legend

-  Census Region
-  Census Tract

Notes

This map is illustrative only. The City of Lethbridge offers this information in good faith, but makes no warranty or representation, expressed or implied, with regard to the correctness, accuracy and/or reliability of this data.

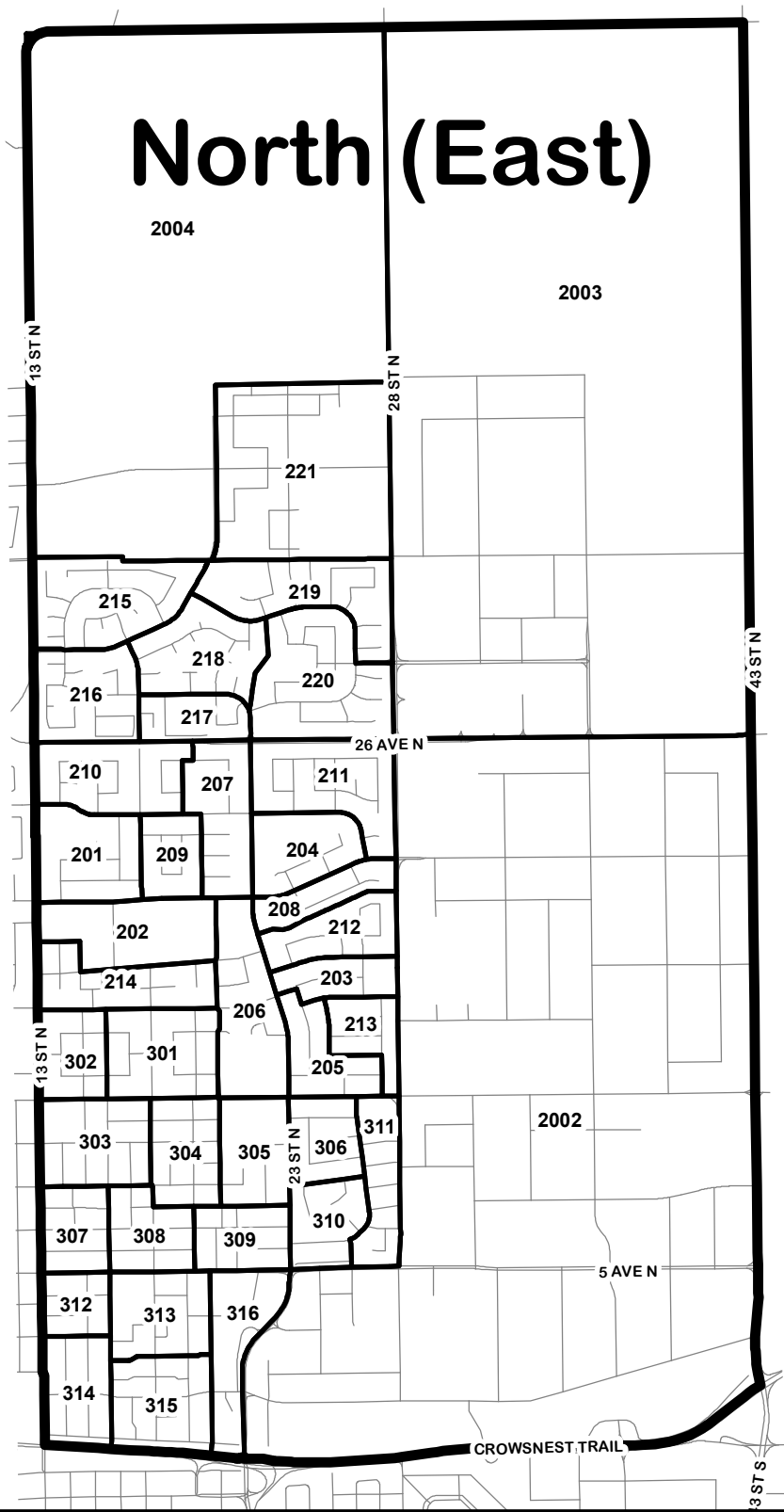
All rights reserved. No part of this map may be reproduced in any form or by any means without written consent from the City of Lethbridge.

©2017, City of Lethbridge, AB Canada

Published June, 2017




North (East)



CITY OF
Lethbridge

2017 Census Regions



Legend

- Census Region
- Census Tract

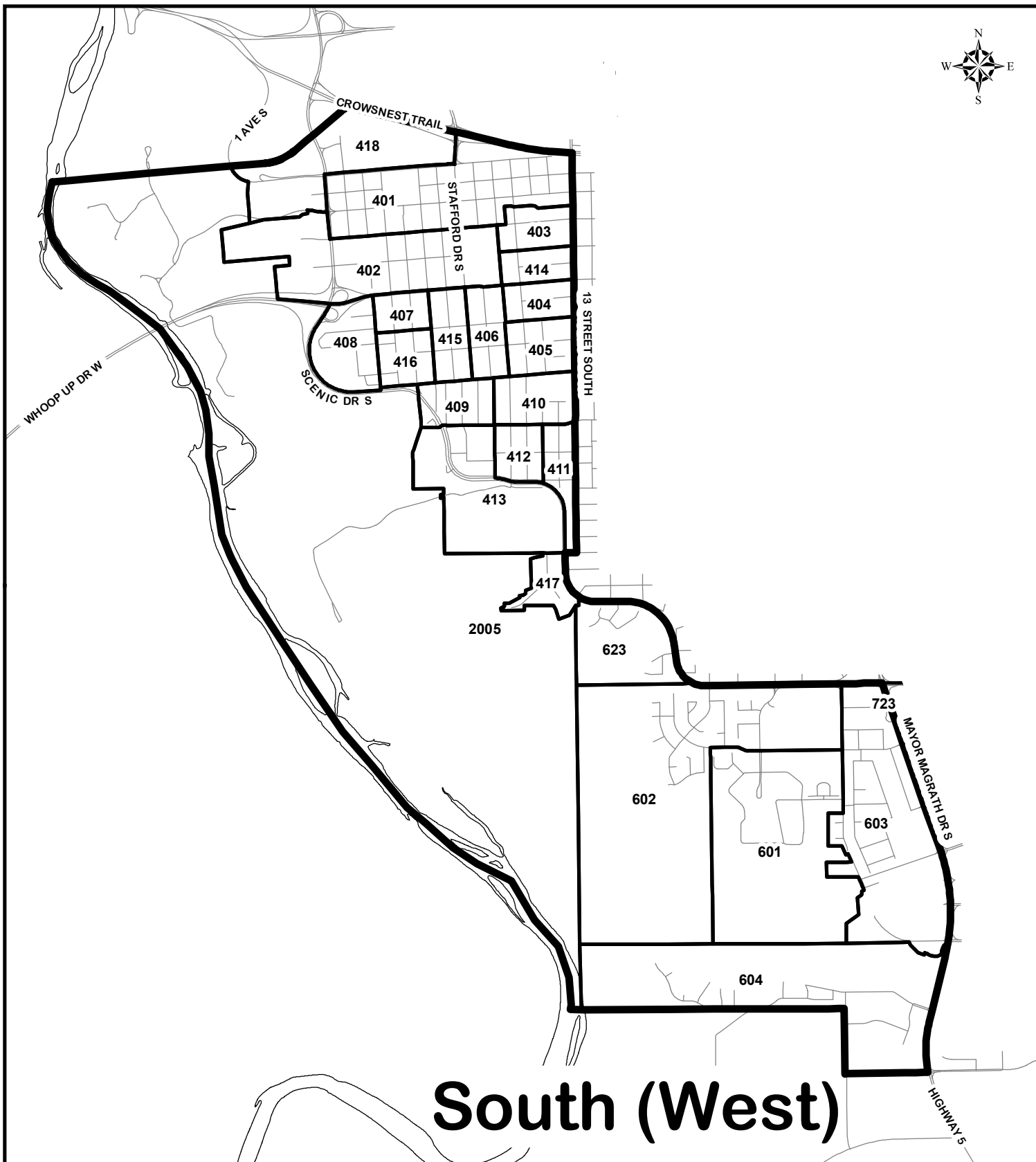
Notes

This map is illustrative only. The City of Lethbridge offers this information in good faith, but makes no warranty or representation, expressed or implied, with regard to the correctness, accuracy and/or reliability of this data.

All rights reserved. No part of this map may be reproduced in any form or by any means without written consent from the City of Lethbridge.

©2017, City of Lethbridge, AB Canada

Published June, 2017



South (West)



CITY OF
Lethbridge

2017 Census Regions



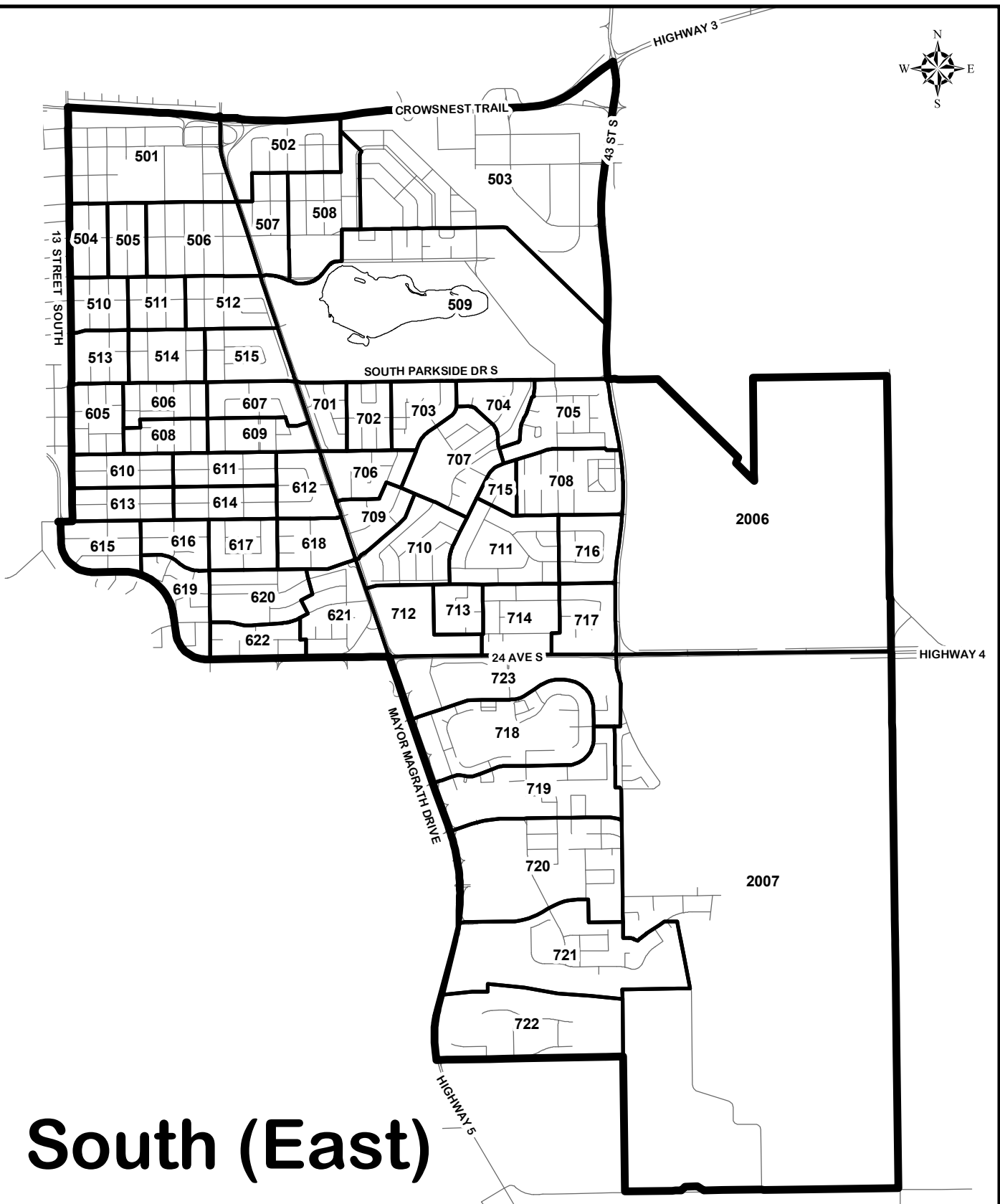
Legend

- Census Region
- Census Tract

Notes

This map is illustrative only. The City of Lethbridge offers this information in good faith, but makes no warranty or representation, expressed or implied, with regard to the correctness, accuracy and/or reliability of this data.

All rights reserved. No part of this map may be reproduced in any form or by any means without written consent from the City of Lethbridge.




South (East)





CITY OF
Lethbridge

2017 Census Regions



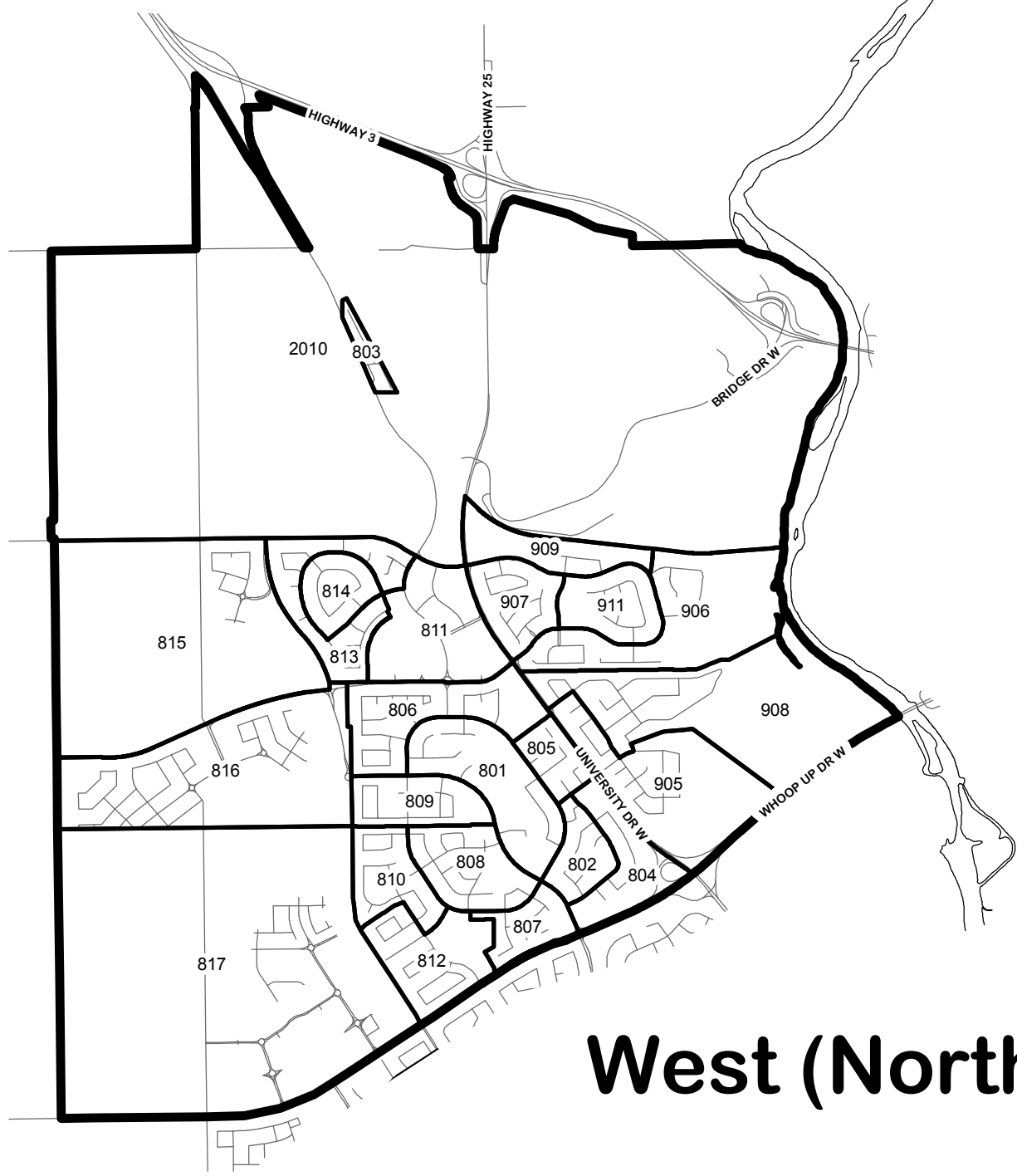
Legend

-  Census Region
-  Census Tract

Notes

This map is illustrative only. The City of Lethbridge offers this information in good faith, but makes no warranty or representation, expressed or implied, with regard to the correctness, accuracy and/or reliability of this data.

All rights reserved. No part of this map may be reproduced in any form or by any means without written consent from the City of Lethbridge.




West (North)





CITY OF *Lethbridge*

2017 Census Regions



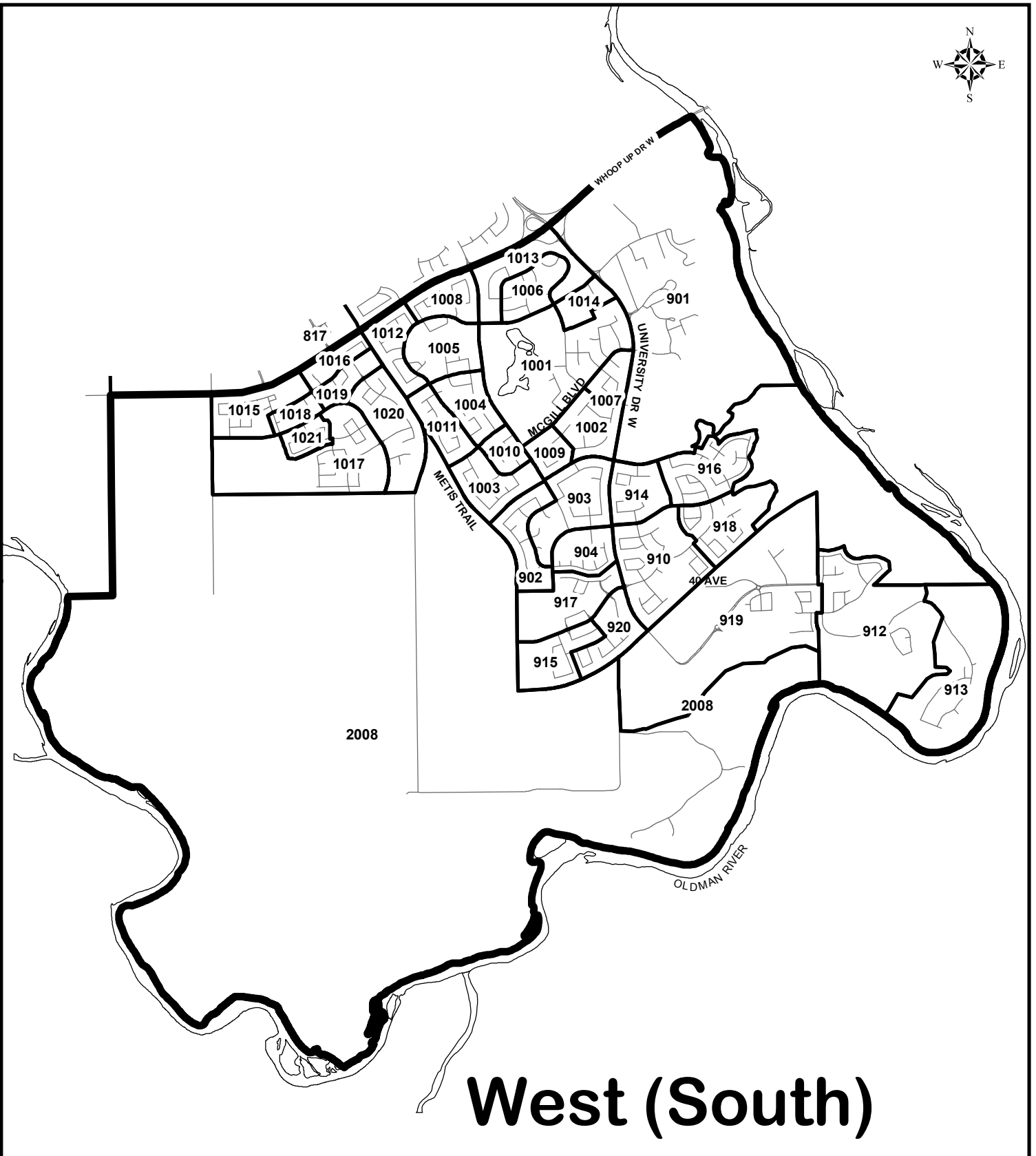
Legend

-  Census Region
-  Census Tract

Notes

This map is illustrative only. The City of Lethbridge offers this information in good faith, but makes no warranty or representation, expressed or implied, with regard to the correctness, accuracy and/or reliability of this data.

All rights reserved. No part of this map may be reproduced in any form or by any means without written consent from the City of Lethbridge.




West (South)



CITY OF
Lethbridge

2017 Census Regions



Legend

- Census Region
- Census Tract

Notes

This map is illustrative only. The City of Lethbridge offers this information in good faith, but makes no warranty or representation, expressed or implied, with regard to the correctness, accuracy and/or reliability of this data.

All rights reserved. No part of this map may be reproduced in any form or by any means without written consent from the City of Lethbridge.

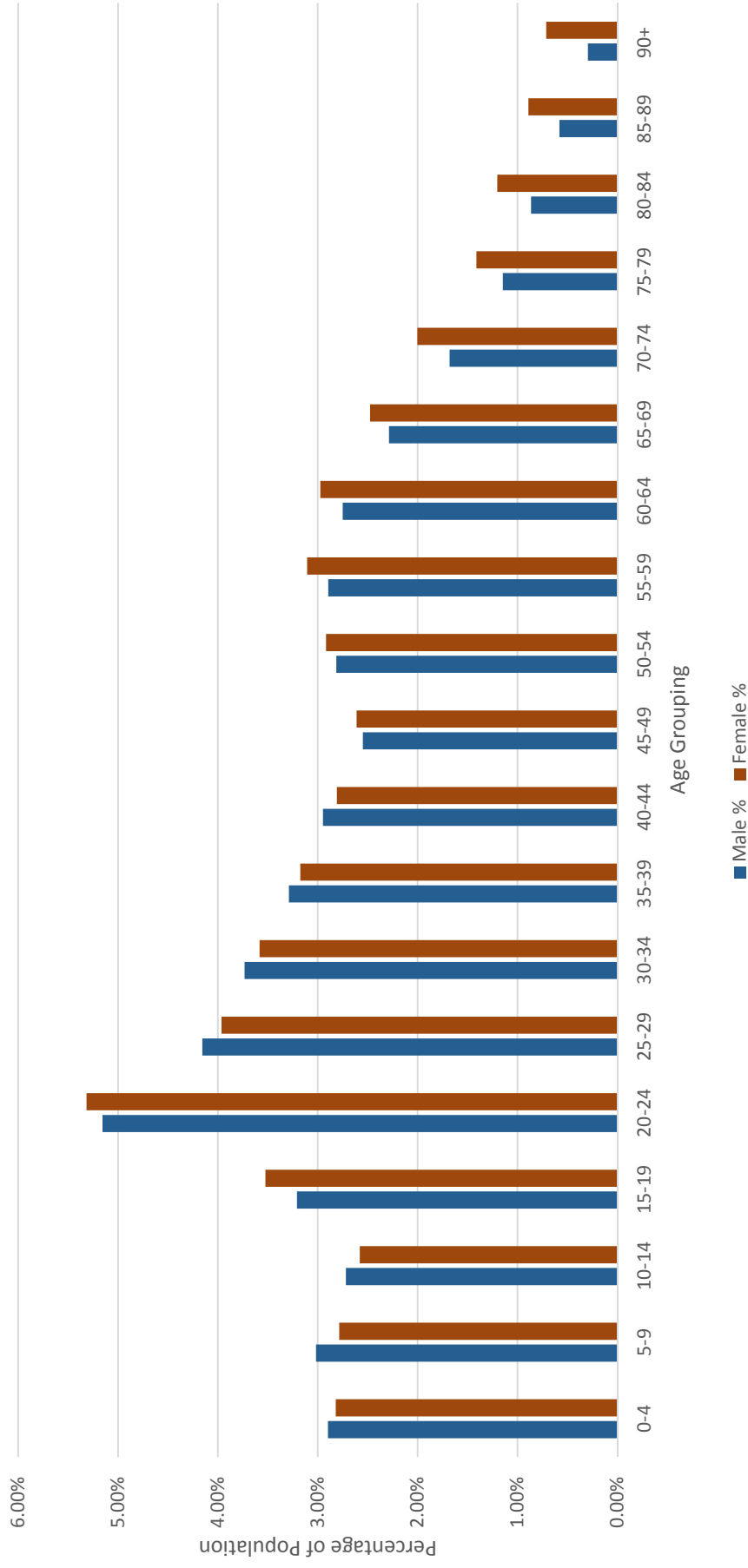
©2017, City of Lethbridge, AB Canada

Published June, 2017

Quadrant Summary as of April 1, 2017 Census

| Quadrant | 2017 | 2016 | 2015 | 2014 | 2013 | Change in #'s (2017) | Change in #'s (2016) | Change in % (2017) | Change in % (2016) |
|-------------------------|---------------|---------------|---------------|---------------|---------------|----------------------|----------------------|--------------------|--------------------|
| North Lethbridge - West | 9,789 | 9,676 | 9,437 | 9,229 | 8,903 | 113 | 239 | 1.17% | 2.53% |
| North Lethbridge - East | 17,664 | 17,503 | 17,314 | 17,222 | 16,871 | 161 | 189 | 0.92% | 1.09% |
| South Lethbridge - West | 9,341 | 9,317 | 9,291 | 9,243 | 9,076 | 24 | 26 | 0.26% | 0.28% |
| South Lethbridge - East | 22,319 | 22,403 | 22,046 | 21,933 | 21,579 | (84) | 357 | -0.37% | 1.62% |
| West Lethbridge - North | 16,541 | 15,878 | 15,343 | 15,068 | 14,932 | 663 | 535 | 4.18% | 3.49% |
| West Lethbridge - South | 22,544 | 22,051 | 21,373 | 20,309 | 19,056 | 493 | 678 | 2.24% | 3.17% |
| Totals | 98,198 | 96,828 | 94,804 | 93,004 | 90,417 | 1,370 | 2,024 | 1.41% | 2.13% |

Population Distribution as of April 1, 2017



Area Tabulation Report - Female as of April 1, 2017

| Area | Age Categories | | | | | | | | | | | | | | | | | Age Unknown | Area Total | | | | | | | | | |
|------|----------------|---|---|----|----|----|----|-----|-------|-------|-------|-------|-------|-------|-------|-------|-------|-------------|------------|-------|-------|-------|-------|-------|-------|-------|-------|-----|
| | 00-01 | 1 | 2 | 3 | 4 | 5 | 6 | 7-9 | 10-14 | 15-17 | 18-19 | 20-24 | 25-29 | 30-34 | 35-39 | 40-44 | 45-49 | | | 50-54 | 55-59 | 60-64 | 65-69 | 70-74 | 75-79 | 80-84 | 85-89 | 90+ |
| 0101 | 6 | 2 | 3 | 8 | 6 | 2 | 5 | 10 | 31 | 14 | 6 | 27 | 45 | 42 | 43 | 35 | 28 | 25 | 27 | 22 | 19 | 7 | 5 | | | | 1 | 419 |
| 0102 | 4 | 4 | 4 | 2 | 5 | 4 | 6 | 10 | 13 | 10 | 10 | 14 | 16 | 23 | 24 | 13 | 11 | 21 | 26 | 25 | 27 | 23 | 13 | 10 | 1 | 2 | 321 | |
| 0103 | 3 | 4 | 2 | 2 | 5 | 5 | 4 | 4 | 19 | 8 | 14 | 25 | 23 | 24 | 24 | 15 | 11 | 15 | 26 | 18 | 13 | 11 | 9 | 5 | 10 | | 300 | |
| 0104 | 1 | 3 | 3 | 1 | 2 | 4 | 2 | 9 | 7 | 3 | 5 | 12 | 21 | 12 | 15 | 11 | 10 | 9 | 12 | 15 | 14 | 7 | 4 | 2 | | | 184 | |
| 0105 | 9 | 3 | 1 | 6 | 2 | 2 | 4 | 11 | 19 | 10 | 2 | 27 | 22 | 27 | 21 | 25 | 19 | 19 | 29 | 19 | 14 | 13 | 6 | 5 | 4 | | 321 | |
| 0106 | 1 | 3 | | 4 | 5 | 3 | | 8 | 14 | 6 | 3 | 23 | 14 | 21 | 15 | 12 | 17 | 14 | 18 | 6 | 4 | 5 | 2 | | | 5 | 204 | |
| 0107 | 2 | | 3 | 2 | 1 | | 4 | 4 | 7 | 3 | 1 | 19 | 10 | 14 | 18 | 6 | 20 | 11 | 10 | 12 | 8 | 3 | 4 | 1 | 2 | 1 | 166 | |
| 0108 | | 1 | 1 | | 1 | | 1 | 2 | 4 | 4 | 1 | 2 | 6 | 10 | 3 | 4 | 7 | 4 | 7 | 6 | 1 | 7 | 4 | 3 | | | 79 | |
| 0109 | 3 | 4 | 2 | 3 | | | 1 | 5 | 9 | 8 | 3 | 20 | 15 | 12 | 15 | 12 | 16 | 16 | 16 | 9 | 4 | 6 | 2 | 3 | 1 | 2 | 183 | |
| 0110 | 3 | 7 | 4 | 5 | 3 | 4 | 3 | 15 | 11 | 8 | 3 | 20 | 42 | 28 | 17 | 9 | 12 | 11 | 18 | 15 | 7 | 9 | 13 | 22 | 20 | 32 | 341 | |
| 0111 | 2 | | 2 | | | 2 | 2 | 5 | 2 | 1 | 1 | 4 | 6 | 8 | 4 | 10 | 8 | 2 | 6 | 6 | 5 | 6 | 1 | 5 | | 1 | 88 | |
| 0112 | 1 | 2 | 1 | 2 | | 1 | 2 | 8 | 5 | 2 | 2 | 10 | 14 | 17 | 11 | 21 | 17 | 24 | 27 | 42 | 37 | 37 | 24 | 13 | 8 | 2 | 330 | |
| 0113 | 2 | | | 4 | | 5 | 8 | 13 | 10 | 11 | 7 | 17 | 13 | 20 | 16 | 23 | 14 | 15 | 24 | 14 | 10 | 11 | 4 | 5 | 4 | 2 | 252 | |
| 0114 | 2 | 3 | 1 | 4 | | 1 | 3 | 12 | 15 | 11 | 9 | 22 | 26 | 20 | 14 | 26 | 18 | 33 | 29 | 16 | 10 | 12 | 4 | 6 | 2 | | 299 | |
| 0115 | 4 | 6 | 9 | 9 | 7 | 10 | 8 | 23 | 20 | 9 | 5 | 34 | 38 | 40 | 48 | 31 | 21 | 24 | 8 | 11 | 6 | 4 | 3 | 1 | 1 | 1 | 381 | |
| 0116 | 9 | 5 | 2 | 12 | 10 | 5 | 9 | 21 | 25 | 6 | 4 | 15 | 22 | 41 | 41 | 24 | 25 | 20 | 23 | 19 | 16 | 16 | 14 | 25 | 19 | 32 | 460 | |
| 0117 | 6 | 3 | 3 | 8 | 6 | 9 | 10 | 27 | 26 | 7 | 8 | 17 | 35 | 44 | 40 | 25 | 12 | 21 | 12 | 11 | 11 | 1 | 3 | 3 | 1 | | 350 | |
| 0118 | | 3 | 1 | 3 | 1 | 1 | | | 1 | 1 | 2 | 9 | 9 | 16 | 5 | 2 | 2 | 3 | 2 | 2 | 2 | 1 | | | | | 57 | |
| 0119 | 7 | 3 | 5 | 3 | 3 | 3 | 3 | 11 | 10 | 9 | 3 | 13 | 19 | 26 | 18 | 17 | 7 | 3 | 7 | 8 | 4 | | | | | | 1 | 183 |
| 0201 | 3 | 4 | 3 | 5 | 5 | 4 | 1 | 10 | 22 | 13 | 10 | 33 | 19 | 27 | 17 | 14 | 10 | 24 | 29 | 32 | 24 | 14 | 14 | 11 | 5 | 12 | 367 | |
| 0202 | | | | | | | | | | | | | | | | | | | | | | 3 | 11 | 26 | 22 | 35 | 50 | 198 |
| 0203 | | 4 | 3 | | 1 | 1 | 1 | 3 | 2 | 2 | 5 | 6 | 5 | 9 | 6 | 4 | 9 | 5 | 13 | 7 | 9 | 12 | 9 | 5 | 1 | | 122 | |
| 0204 | 3 | 4 | 1 | 3 | 2 | 2 | 2 | 2 | 8 | 6 | 4 | 14 | 25 | 12 | 12 | 6 | 9 | 16 | 13 | 17 | 15 | 6 | 7 | 4 | 1 | 1 | 195 | |
| 0205 | 1 | 3 | 1 | 5 | 1 | | | 6 | 12 | 7 | 2 | 9 | 6 | 10 | 15 | 9 | 5 | 10 | 15 | 13 | 16 | 13 | 13 | 10 | 6 | 2 | 190 | |
| 0206 | | 4 | 3 | 3 | | 2 | 3 | 8 | 8 | 6 | 8 | 13 | 18 | 13 | 13 | 18 | 12 | 11 | 13 | 10 | 15 | 12 | 7 | 9 | 1 | 2 | 213 | |
| 0207 | 4 | 4 | 2 | 3 | | 7 | 1 | 14 | 14 | 10 | 8 | 20 | 20 | 16 | 27 | 9 | 16 | 27 | 31 | 22 | 23 | 16 | 6 | 4 | 1 | 1 | 305 | |
| 0208 | | 2 | 3 | 1 | 4 | 2 | | 8 | 1 | 5 | 5 | 9 | 8 | 13 | 10 | 8 | 5 | 10 | 10 | 20 | 10 | 8 | 6 | 1 | | | 149 | |
| 0209 | 1 | 1 | 6 | | 5 | 3 | 4 | 8 | 11 | 8 | 4 | 15 | 14 | 19 | 8 | 13 | 9 | 18 | 5 | 16 | 16 | 12 | 6 | 3 | 3 | | 208 | |
| 0210 | 5 | 1 | 1 | 3 | 2 | 5 | 3 | 7 | 17 | 13 | 15 | 22 | 23 | 18 | 21 | 15 | 20 | 21 | 22 | 26 | 22 | 19 | 9 | 8 | 3 | | 322 | |
| 0211 | 1 | 3 | 3 | 8 | 4 | 5 | 2 | 17 | 12 | 6 | 13 | 17 | 18 | 15 | 20 | 27 | 20 | 24 | 22 | 35 | 32 | 18 | 8 | 9 | | 1 | 340 | |
| 0212 | 1 | 1 | 1 | | 1 | 2 | 2 | 5 | 3 | | 2 | 10 | 11 | 9 | 10 | 5 | 10 | 14 | 12 | 13 | 14 | 8 | 11 | 4 | 2 | 1 | 152 | |
| 0213 | 4 | 3 | 2 | | 2 | | 1 | 10 | 12 | 8 | 6 | 10 | 9 | 11 | 14 | 7 | 8 | 10 | 6 | 7 | 9 | 10 | 8 | 6 | 2 | 1 | 166 | |
| 0214 | 3 | 2 | 2 | 1 | 2 | 1 | 1 | 8 | 11 | 8 | 6 | 18 | 19 | 15 | 14 | 12 | 9 | 11 | 20 | 15 | 12 | 16 | 14 | 11 | 7 | 2 | 240 | |
| 0215 | 3 | 2 | 6 | 3 | 5 | 3 | 3 | 14 | 35 | 24 | 15 | 28 | 34 | 35 | 24 | 34 | 39 | 37 | 52 | 39 | 31 | 24 | 10 | 11 | 4 | 1 | 516 | |
| 0216 | 5 | 2 | 2 | 1 | 4 | 3 | 2 | 4 | 13 | 13 | 8 | 21 | 15 | 14 | 6 | 14 | 25 | 37 | 35 | 25 | 17 | 9 | 6 | 4 | 2 | | 287 | |
| 0217 | 4 | 3 | 6 | 6 | 1 | 2 | 7 | 9 | 15 | 8 | 2 | 12 | 25 | 18 | 28 | 19 | 9 | 15 | 9 | 19 | 9 | 9 | 4 | 2 | 2 | 2 | 246 | |
| 0218 | 1 | 2 | 2 | | 2 | 5 | 5 | 4 | 15 | 19 | 10 | 18 | 13 | 15 | 11 | 15 | 25 | 28 | 50 | 26 | 18 | 11 | 9 | 3 | 1 | | 303 | |
| 0219 | 2 | 5 | 2 | 4 | 3 | 3 | 4 | 21 | 27 | 17 | 13 | 29 | 27 | 33 | 31 | 28 | 42 | 35 | 31 | 21 | 13 | 12 | 2 | 3 | 1 | | 409 | |
| 0220 | 1 | 2 | 7 | 8 | 4 | 2 | 6 | 14 | 38 | 28 | 7 | 25 | 22 | 23 | 33 | 51 | 43 | 44 | 33 | 18 | 23 | 14 | 8 | 4 | 1 | 1 | 460 | |
| 0221 | 9 | 2 | 9 | 6 | 4 | 8 | 4 | 16 | 20 | 6 | 5 | 22 | 44 | 56 | 31 | 30 | 20 | 23 | 19 | 8 | 8 | 2 | 4 | 1 | | | 357 | |
| 0301 | 5 | 3 | 2 | 1 | 2 | 5 | | 10 | 11 | 10 | 8 | 13 | 15 | 7 | 13 | 24 | 13 | 17 | 24 | 17 | 10 | 6 | 6 | 11 | 7 | 4 | | 244 |
| 0302 | 1 | 1 | 5 | 2 | 1 | 1 | 1 | 5 | 3 | 7 | 3 | 8 | 10 | 7 | 6 | 10 | 9 | 12 | 14 | 7 | 5 | 6 | 4 | 6 | 3 | 2 | | 139 |
| 0303 | 2 | 4 | 2 | 3 | 2 | 2 | 4 | 9 | 13 | 6 | 4 | 9 | 15 | 19 | 8 | 12 | 9 | 11 | 17 | 9 | 7 | 6 | 6 | 6 | 1 | 2 | | 188 |
| 0304 | 3 | 4 | 2 | 1 | 1 | 3 | 2 | 7 | 18 | 9 | 11 | 11 | 13 | 23 | 15 | 6 | 11 | 15 | 22 | 17 | 9 | 4 | 5 | 6 | 2 | | 220 | |
| 0305 | 6 | 7 | 5 | 8 | 9 | 6 | 5 | 8 | 30 | 21 | 14 | 21 | 29 | 39 | 25 | 29 | 23 | 10 | 15 | 9 | 6 | 4 | 6 | 3 | | 1 | 340 | |
| 0306 | 1 | | | 3 | 2 | 2 | 2 | 8 | 11 | 4 | 4 | 6 | 13 | 10 | 10 | 10 | 10 | 12 | 8 | 16 | 10 | 10 | 6 | 11 | 5 | 2 | | 176 |
| 0307 | 1 | 1 | 2 | 1 | 1 | 1 | 3 | 2 | 8 | 8 | 2 | 11 | 14 | 13 | 9 | 11 | 10 | 8 | 12 | 9 | 5 | 5 | 9 | 12 | 3 | 3 | | 164 |
| 0308 | | 2 | 1 | 2 | 1 | 1 | 1 | 4 | 13 | 15 | 4 | 19 | 16 | 21 | 16 | 11 | 11 | 19 | 17 | 15 | 12 | 7 | 4 | 1 | 1 | 2 | 1 | 217 |

Area Tabulation Report - Female as of April 1, 2017

| Area | Age Categories | | | | | | | | | | | | | | | | | Age Unknown | Area Total | | | | | | | | | |
|------|----------------|---|---|---|---|---|----|-----|-------|-------|-------|-------|-------|-------|-------|-------|-------|-------------|------------|-------|-------|-------|-------|-------|-------|-------|-------|-----|
| | 00-01 | 1 | 2 | 3 | 4 | 5 | 6 | 7-9 | 10-14 | 15-17 | 18-19 | 20-24 | 25-29 | 30-34 | 35-39 | 40-44 | 45-49 | | | 50-54 | 55-59 | 60-64 | 65-69 | 70-74 | 75-79 | 80-84 | 85-89 | 90+ |
| 0309 | 4 | 4 | 2 | 1 | 3 | 1 | 3 | 8 | 5 | 6 | 4 | 20 | 24 | 10 | 11 | 14 | 5 | 12 | 9 | 10 | 13 | 8 | 4 | 3 | 4 | 1 | 189 | |
| 0310 | 1 | 1 | | | 2 | 2 | 5 | 6 | 3 | 3 | 2 | 8 | 3 | 3 | 6 | 5 | 5 | 13 | 12 | 8 | 12 | 9 | 8 | 4 | 4 | | 123 | |
| 0311 | 2 | 1 | 1 | | 2 | 4 | 10 | 6 | 5 | 8 | 6 | 10 | 12 | 13 | 13 | 12 | 9 | 11 | 14 | 12 | 2 | 4 | 2 | 1 | | 171 | | |
| 0312 | | | 2 | 1 | | 2 | 1 | 5 | 3 | 2 | 7 | 8 | 11 | 5 | 6 | 4 | 5 | 10 | 8 | 6 | 4 | 3 | 2 | 1 | | 96 | | |
| 0313 | 3 | 3 | 4 | 2 | 1 | 5 | 4 | 6 | 9 | 6 | | 15 | 18 | 24 | 12 | 8 | 10 | 10 | 18 | 10 | 7 | 7 | 3 | 6 | | 191 | | |
| 0314 | 3 | 4 | 5 | 2 | 2 | 3 | 2 | 5 | 7 | 5 | 4 | 19 | 18 | 16 | 19 | 13 | 8 | 15 | 10 | 11 | 9 | 7 | 3 | 1 | 3 | | 194 | |
| 0315 | 8 | 6 | | 3 | 3 | 1 | 4 | 6 | 16 | 5 | 6 | 21 | 25 | 24 | 24 | 16 | 16 | 9 | 15 | 12 | 8 | 8 | 5 | 3 | 1 | 1 | 249 | |
| 0316 | 2 | 1 | 2 | 3 | 1 | 1 | 2 | 4 | 2 | 7 | 11 | 28 | 12 | 11 | 9 | 17 | 10 | 8 | 11 | 8 | 7 | 3 | 1 | 1 | 2 | | 164 | |
| 0401 | | 1 | | | | | | 1 | 1 | 2 | 2 | 9 | 14 | 5 | 6 | 4 | 8 | 6 | 4 | 6 | 2 | 1 | | | | | 72 | |
| 0402 | | | | | | 1 | 1 | | | | 2 | 7 | 6 | 4 | 6 | 6 | 5 | 8 | 27 | 36 | 42 | 36 | 35 | 41 | 53 | 64 | 1 | 381 |
| 0403 | | | 1 | 1 | 2 | 2 | 1 | 1 | 5 | 3 | 8 | 21 | 28 | 16 | 16 | 18 | 10 | 18 | 29 | 33 | 28 | 15 | 25 | 21 | 22 | 1 | 341 | |
| 0404 | 1 | | 3 | 1 | 1 | 2 | 2 | 5 | 6 | 1 | 2 | 11 | 19 | 8 | 8 | 9 | 6 | 11 | 9 | 10 | 11 | 6 | 1 | 1 | | | 134 | |
| 0405 | | 3 | 2 | | 2 | 1 | 5 | 12 | 2 | 2 | 18 | 16 | 18 | 14 | 21 | 11 | 12 | 12 | 13 | 6 | 5 | 7 | 2 | 2 | | 2 | 187 | |
| 0406 | 4 | 3 | 2 | 2 | | 4 | 3 | 3 | 7 | 3 | 1 | 18 | 15 | 11 | 17 | 11 | 12 | 10 | 18 | 14 | 11 | 3 | 3 | 3 | 2 | | 182 | |
| 0407 | 1 | 1 | 3 | | | 1 | | 3 | 6 | 1 | 6 | 14 | 10 | 14 | 5 | 6 | 8 | 9 | 7 | 16 | 9 | 13 | 19 | 15 | 18 | 9 | 1 | 195 |
| 0408 | | 6 | 2 | 3 | 1 | 2 | 2 | 6 | 7 | 9 | 11 | 26 | 29 | 17 | 11 | 14 | 11 | 21 | 16 | 6 | 7 | 2 | 5 | | | 1 | 216 | |
| 0409 | | 2 | 4 | | 3 | 1 | 2 | 7 | 3 | 2 | 4 | 22 | 24 | 22 | 16 | 9 | 10 | 7 | 10 | 14 | 9 | 5 | 9 | 2 | 2 | 1 | 190 | |
| 0410 | | 1 | 2 | 2 | 3 | 2 | 3 | 3 | 5 | 3 | 7 | 21 | 20 | 13 | 10 | 9 | 12 | 16 | 12 | 10 | 8 | 6 | 4 | 2 | 1 | 2 | 177 | |
| 0411 | 2 | | 1 | | 1 | 1 | | 2 | 4 | 1 | 6 | 23 | 17 | 6 | 11 | 6 | 8 | 7 | 10 | 7 | 4 | 7 | 4 | 2 | 2 | 2 | 130 | |
| 0412 | 3 | 1 | 2 | 2 | 3 | 1 | 2 | 7 | 10 | 2 | 3 | 23 | 28 | 15 | 13 | 8 | 6 | 4 | 6 | 10 | 8 | 3 | 6 | 2 | 2 | | 170 | |
| 0413 | | 3 | | 3 | 1 | 2 | 3 | 5 | 3 | 1 | 3 | 6 | 9 | 10 | 10 | 3 | 6 | 8 | 5 | 5 | 3 | 3 | 5 | 4 | 1 | | 102 | |
| 0414 | 2 | 1 | 3 | 2 | 2 | | 1 | 6 | 3 | 5 | 3 | 19 | 18 | 14 | 10 | 18 | 9 | 6 | 19 | 8 | 3 | 2 | 2 | 2 | 1 | | 159 | |
| 0415 | | 3 | 4 | 5 | 6 | 2 | 2 | 9 | 7 | 11 | 8 | 21 | 28 | 19 | 15 | 21 | 24 | 15 | 15 | 15 | 9 | 6 | 3 | 1 | 2 | 1 | 253 | |
| 0416 | | 1 | 1 | 4 | 3 | 1 | 1 | 2 | 6 | 3 | 4 | 16 | 27 | 15 | 12 | 11 | 7 | 14 | 5 | 7 | 8 | 10 | 4 | 4 | 3 | 5 | 174 | |
| 0417 | 2 | 2 | 2 | 2 | | 1 | 1 | 1 | 3 | 3 | 6 | 26 | 25 | 15 | 4 | 7 | 4 | 5 | 8 | 10 | 4 | 2 | 1 | 1 | 1 | | 135 | |
| 0418 | | | | | | | | | | | | | | | | | 1 | 3 | 7 | 30 | 36 | 61 | 84 | 75 | 60 | 46 | 2 | 405 |
| 0501 | | 1 | | | 1 | 1 | 1 | 5 | 6 | 6 | 3 | 13 | 10 | 7 | 6 | 10 | 5 | 8 | 10 | 9 | 8 | 2 | 1 | 1 | 1 | 1 | 115 | |
| 0502 | 2 | 3 | 5 | 2 | 2 | 2 | 4 | 4 | 4 | 4 | 6 | 17 | 18 | 14 | 7 | 7 | 21 | 16 | 13 | 12 | 8 | 3 | 7 | 1 | 1 | | 188 | |
| 0503 | 3 | 6 | 6 | 6 | 6 | 4 | 16 | 32 | 17 | 17 | 33 | 29 | 29 | 29 | 31 | 27 | 40 | 26 | 33 | 35 | 24 | 10 | 9 | 3 | 2 | | 479 | |
| 0504 | 1 | 3 | | 1 | 2 | 1 | 3 | 5 | 6 | 6 | 12 | 16 | 9 | 11 | 7 | 9 | 8 | 10 | 11 | 5 | 6 | 3 | 1 | | | | 136 | |
| 0505 | 2 | 3 | | 2 | 4 | 1 | | 2 | 5 | 3 | 2 | 15 | 10 | 9 | 4 | 5 | 7 | 8 | 6 | 10 | 7 | 5 | 1 | 1 | 1 | 1 | 113 | |
| 0506 | 1 | 3 | | 1 | 4 | 1 | 1 | 5 | 11 | 10 | 2 | 18 | 11 | 18 | 9 | 14 | 18 | 18 | 9 | 22 | 8 | 9 | 4 | 3 | 2 | 5 | 207 | |
| 0507 | 2 | 1 | 3 | 4 | 1 | 2 | | 3 | 2 | 4 | 3 | 12 | 11 | 9 | 10 | 4 | 9 | 12 | 8 | 6 | 2 | 6 | 3 | 1 | 3 | 2 | 123 | |
| 0508 | | 4 | 3 | 1 | 2 | | | 8 | 8 | 5 | 6 | 16 | 17 | 10 | 19 | 11 | 17 | 20 | 21 | 16 | 12 | 16 | 7 | 7 | 5 | | 231 | |
| 0509 | | 1 | 1 | 2 | 2 | 2 | 3 | 5 | 3 | 5 | 3 | 15 | 9 | 8 | 6 | 3 | 3 | 19 | 9 | 14 | 10 | 9 | 2 | 4 | 6 | 1 | 143 | |
| 0510 | 4 | | 3 | | 3 | | | 4 | 4 | 2 | 4 | 11 | 20 | 15 | 9 | 7 | 10 | 11 | 17 | 11 | 6 | 5 | 2 | 2 | 3 | | 155 | |
| 0511 | 3 | 3 | 1 | 1 | 5 | 3 | 3 | 3 | 4 | 2 | 2 | 10 | 15 | 14 | 5 | 10 | 7 | 10 | 10 | 7 | 6 | 5 | 2 | 8 | | | 136 | |
| 0512 | 1 | 1 | 1 | 2 | 1 | 1 | | 5 | 9 | 3 | 5 | 19 | 13 | 17 | 11 | 12 | 10 | 13 | 26 | 15 | 15 | 11 | 3 | 4 | 5 | 3 | 205 | |
| 0513 | 1 | 1 | 1 | | | 1 | 1 | 3 | 3 | 2 | 1 | 4 | 3 | 8 | 6 | 5 | 3 | 5 | 9 | 14 | 8 | 17 | 23 | 28 | 62 | 59 | 268 | |
| 0514 | 1 | | | 1 | 2 | 1 | 2 | | | 1 | 2 | 8 | 8 | 7 | 6 | | 2 | 7 | 4 | 6 | 3 | 5 | 2 | 2 | 3 | 5 | 1 | 79 |
| 0515 | 1 | | 1 | 2 | 2 | 1 | 1 | 5 | | 2 | 7 | 15 | 12 | 9 | 9 | 9 | 7 | 13 | 13 | 14 | 13 | 9 | 8 | 5 | 1 | 2 | 161 | |
| 0601 | | | | | | | | | | | 117 | 96 | 8 | 1 | 2 | | 1 | | | | | | | | | | | 225 |
| 0602 | 2 | 5 | 6 | 4 | 4 | 7 | 4 | 22 | 22 | 9 | 7 | 26 | 9 | 27 | 21 | 15 | 19 | 19 | 40 | 42 | 47 | 25 | 16 | 18 | 10 | 3 | 429 | |
| 0603 | | 1 | | | | 1 | 3 | 5 | 3 | 5 | 14 | 8 | 1 | 5 | 3 | 8 | 15 | 34 | 43 | 65 | 67 | 66 | 41 | 20 | 9 | | 417 | |
| 0604 | | | | | 2 | 3 | | 7 | 21 | 12 | 7 | 7 | 3 | 1 | 3 | 10 | 20 | 16 | 16 | 6 | 14 | 6 | 4 | 3 | | 1 | 162 | |
| 0605 | | | 1 | | | 3 | 1 | | 2 | 2 | | 11 | 3 | 4 | 4 | 2 | 6 | 10 | 9 | 6 | 8 | 9 | 4 | 1 | | 1 | 87 | |
| 0606 | 1 | 1 | 2 | 1 | 2 | | 3 | 1 | 3 | 7 | 4 | 12 | 10 | 11 | 9 | 9 | 9 | 8 | 10 | 9 | 8 | 10 | 9 | 10 | 2 | 7 | 2 | 154 |
| 0607 | 1 | | 1 | 3 | 2 | 3 | | 5 | 7 | 4 | 3 | 17 | 12 | 14 | 9 | 6 | 10 | 7 | 10 | 13 | 11 | 9 | 3 | 3 | 2 | 2 | 157 | |

Area Tabulation Report - Female as of April 1, 2017

| Area | 00-01 | Age Categories | | | | | | | | | | | | | | | | | | Age Unknown | Area Total | | | | | | |
|------|-------|----------------|----|---|---|----|----|-----|-------|-------|-------|-------|-------|-------|-------|-------|-------|-------|-------|-------------|------------|-------|-------|-------|-------|-------|-------|
| | | 1 | 2 | 3 | 4 | 5 | 6 | 7-9 | 10-14 | 15-17 | 18-19 | 20-24 | 25-29 | 30-34 | 35-39 | 40-44 | 45-49 | 50-54 | 55-59 | | | 60-64 | 65-69 | 70-74 | 75-79 | 80-84 | 85-89 |
| 0608 | 2 | | 3 | | 2 | 1 | 1 | 2 | 4 | 2 | 9 | 9 | 6 | 12 | 4 | 6 | 8 | 13 | 11 | 5 | 6 | 3 | 2 | 1 | 3 | | 116 |
| 0609 | 1 | 1 | 1 | 2 | 1 | 1 | 1 | 5 | 3 | 1 | 4 | 7 | 10 | 4 | 8 | 4 | 6 | 5 | 7 | 7 | 4 | 5 | | | 1 | 90 | |
| 0610 | 3 | 1 | 1 | 2 | 3 | | | 7 | 10 | 4 | 21 | 18 | 13 | 8 | 14 | 9 | 9 | 12 | 11 | 6 | 5 | 6 | 1 | 6 | 2 | 174 | |
| 0611 | 1 | 4 | 1 | 1 | 3 | 1 | | 1 | 7 | 3 | 2 | 15 | 11 | 8 | 7 | 6 | 12 | 7 | 5 | 15 | 7 | 5 | 7 | 3 | | 149 | |
| 0612 | 1 | 3 | 2 | 1 | 2 | 1 | 1 | 3 | 6 | 3 | 5 | 11 | 9 | 10 | 6 | 7 | 5 | 10 | 8 | 2 | 4 | 4 | 7 | 3 | | 122 | |
| 0613 | 4 | 3 | 2 | 3 | 1 | 2 | 1 | 5 | 14 | 10 | 4 | 20 | 9 | 16 | 11 | 4 | 8 | 14 | 11 | 13 | 8 | 4 | 3 | 2 | 1 | 181 | |
| 0614 | 3 | 3 | 4 | 3 | 3 | 2 | 5 | 4 | | | 8 | 13 | 19 | 17 | 9 | 7 | 8 | 10 | 9 | 9 | 8 | 10 | 2 | 4 | 3 | 168 | |
| 0615 | 5 | 4 | 1 | 2 | 7 | 2 | 3 | 6 | 4 | 4 | 6 | 13 | 14 | 19 | 16 | 10 | 11 | 16 | 17 | 16 | 13 | 4 | 4 | 3 | 4 | 214 | |
| 0616 | 3 | 1 | 2 | 3 | 1 | 2 | 5 | 2 | | 10 | 14 | 12 | 13 | 10 | 4 | 7 | 10 | 14 | 13 | 6 | 10 | 7 | 5 | 4 | 2 | 160 | |
| 0617 | 6 | 3 | | 2 | 1 | 4 | 1 | 3 | 13 | 4 | 8 | 20 | 17 | 13 | 7 | 8 | 6 | 9 | 9 | 13 | 14 | 5 | 4 | 8 | 4 | 184 | |
| 0618 | 1 | | | | 2 | 2 | 1 | 2 | 1 | 2 | 1 | 5 | 4 | 10 | 5 | 4 | 2 | 7 | 6 | 7 | 3 | 7 | 6 | 3 | 5 | 87 | |
| 0619 | | 3 | 2 | 1 | 3 | 2 | | 12 | 8 | 4 | 3 | 9 | 6 | 6 | 13 | 9 | 13 | 3 | 8 | 8 | 9 | 8 | 9 | 8 | 11 | 151 | |
| 0620 | 2 | 1 | 3 | 1 | 1 | 1 | 1 | 6 | 7 | 2 | 4 | 12 | 7 | 12 | 2 | 7 | 3 | 12 | 9 | 10 | 8 | 10 | 12 | 5 | 3 | 147 | |
| 0621 | 5 | 2 | 1 | 1 | 2 | 2 | 3 | 6 | 11 | 4 | 12 | 17 | 28 | 16 | 15 | 11 | 14 | 17 | 22 | 14 | 8 | 15 | 12 | 6 | 4 | 264 | |
| 0622 | 2 | | | | 1 | 1 | 2 | 8 | 9 | 3 | 8 | 12 | 8 | 5 | 12 | 6 | 7 | 12 | 9 | 7 | 7 | 13 | 9 | 6 | 5 | 153 | |
| 0623 | | | | | | | 1 | 2 | 3 | 3 | | 2 | 1 | 4 | 2 | 4 | 5 | 4 | 11 | 10 | 5 | 8 | 3 | 3 | 2 | 75 | |
| 0701 | 1 | 1 | 1 | | | | | 3 | 1 | | 1 | 7 | 3 | 3 | 5 | 4 | 2 | 3 | 2 | 1 | 3 | | 1 | 1 | 2 | 48 | |
| 0702 | 2 | 1 | 3 | 3 | | | | 3 | 4 | 3 | 2 | 15 | 17 | 4 | 5 | 6 | 7 | 11 | 16 | 6 | 8 | 7 | 1 | 3 | 1 | 133 | |
| 0703 | | 1 | 2 | | | | 1 | 2 | 9 | 7 | 4 | 14 | 11 | 6 | 9 | 11 | 13 | 7 | 12 | 7 | 5 | 6 | 5 | 2 | 4 | 139 | |
| 0704 | | | | | | | | 6 | 4 | 1 | 6 | 8 | 7 | 5 | 6 | 4 | 15 | 6 | 9 | 2 | 9 | 5 | 5 | 2 | 1 | 104 | |
| 0705 | 2 | 2 | | 4 | 2 | 2 | 6 | 14 | 17 | 8 | 11 | 14 | 22 | 21 | 12 | 17 | 11 | 24 | 30 | 27 | 22 | 27 | 9 | 16 | 2 | 324 | |
| 0706 | | 5 | 1 | 5 | 2 | 4 | 1 | 7 | 12 | 4 | 9 | 16 | 11 | 14 | 14 | 8 | 18 | 3 | 13 | 5 | 6 | 4 | 4 | | | 177 | |
| 0707 | 3 | 1 | 5 | 4 | 2 | 5 | 2 | 13 | 8 | 7 | 2 | 24 | 15 | 20 | 14 | 11 | 8 | 9 | 19 | 12 | 12 | 7 | 8 | 5 | 4 | 224 | |
| 0708 | | 2 | 4 | 2 | 3 | 3 | 2 | 11 | 12 | 11 | 4 | 13 | 19 | 10 | 22 | 19 | 14 | 22 | 21 | 33 | 34 | 19 | 15 | 13 | 4 | 314 | |
| 0709 | | | 2 | | 2 | | | 1 | 5 | 2 | 4 | 6 | 12 | 6 | 9 | 3 | 1 | 4 | 13 | 2 | 3 | 2 | 4 | 3 | 2 | 87 | |
| 0710 | 1 | 2 | 2 | 1 | 2 | 3 | 2 | 9 | 15 | 11 | 7 | 11 | 16 | 11 | 9 | 13 | 11 | 14 | 14 | 13 | 20 | 21 | 8 | 5 | 3 | 235 | |
| 0711 | 3 | 3 | 3 | 6 | 3 | 2 | | 12 | 21 | 7 | 7 | 21 | 32 | 23 | 17 | 20 | 15 | 17 | 21 | 19 | 25 | 30 | 9 | 15 | 8 | 340 | |
| 0712 | 1 | | 3 | 1 | | | | | 1 | 3 | 8 | 11 | 10 | 7 | 5 | 7 | 11 | 22 | 32 | 37 | 51 | 32 | 38 | 16 | 4 | 301 | |
| 0713 | 3 | 3 | 2 | 4 | 5 | 1 | | 7 | 10 | 5 | 6 | 18 | 19 | 24 | 13 | 13 | 19 | 17 | 18 | 33 | 27 | 20 | 10 | 11 | 10 | 311 | |
| 0714 | | 4 | 3 | 2 | 3 | 1 | | 6 | 11 | 4 | 3 | 26 | 25 | 18 | 6 | 10 | 16 | 15 | 22 | 20 | 35 | 21 | 19 | 15 | 9 | 294 | |
| 0715 | 1 | 4 | 1 | 3 | 2 | 2 | 1 | 7 | 4 | 4 | 3 | 9 | 16 | 11 | 8 | 10 | 6 | 7 | 4 | 7 | 1 | 4 | | 2 | | 117 | |
| 0716 | 1 | 1 | | 4 | 3 | 2 | 4 | 11 | 12 | 4 | 5 | 15 | 17 | 14 | 19 | 9 | 10 | 13 | 15 | 13 | 17 | 7 | 6 | 6 | 5 | 213 | |
| 0717 | 2 | | 2 | 1 | 4 | 1 | 2 | 4 | 10 | 1 | 5 | 13 | 7 | 10 | 9 | 9 | 15 | 13 | 17 | 18 | 16 | 13 | 8 | 4 | 5 | 192 | |
| 0718 | 2 | 3 | 2 | 3 | 2 | 2 | 3 | 7 | 18 | 13 | 6 | 18 | 9 | 11 | 13 | 15 | 20 | 32 | 33 | 42 | 35 | 41 | 47 | 30 | 15 | 8 | 432 |
| 0719 | 3 | 2 | 7 | 6 | 1 | 1 | 5 | 22 | 24 | 12 | 12 | 25 | 23 | 22 | 34 | 21 | 31 | 36 | 40 | 34 | 24 | 33 | 40 | 30 | 50 | 595 | |
| 0720 | 5 | 4 | 12 | 8 | 9 | 6 | 10 | 18 | 39 | 15 | 12 | 27 | 13 | 29 | 53 | 31 | 19 | 33 | 29 | 33 | 22 | 26 | 17 | 11 | 2 | 487 | |
| 0721 | 4 | 10 | 9 | 5 | 8 | 11 | 8 | 29 | 43 | 19 | 11 | 18 | 13 | 30 | 43 | 40 | 27 | 35 | 32 | 23 | 18 | 13 | 5 | 2 | 2 | 458 | |
| 0722 | 1 | 1 | 3 | 2 | 1 | 4 | 1 | 5 | 5 | 5 | 1 | | 1 | 3 | 7 | 6 | 4 | 6 | 1 | | | 4 | | | | 61 | |
| 0723 | | | 1 | | | 1 | 2 | 1 | 7 | 1 | 1 | 2 | 3 | 3 | 6 | 4 | 8 | 13 | 11 | 13 | 14 | 18 | 22 | 20 | 31 | 43 | 225 |
| 0801 | 5 | 5 | 5 | 6 | 6 | 5 | 14 | 30 | 16 | 17 | 32 | 25 | 28 | 23 | 20 | 33 | 37 | 42 | 31 | 22 | 13 | 10 | 13 | 4 | 2 | 449 | |
| 0802 | 2 | 4 | 10 | 3 | 5 | 3 | 3 | 16 | 16 | 7 | 14 | 52 | 35 | 19 | 13 | 15 | 14 | 23 | 13 | 14 | 6 | 3 | | | | 309 | |
| 0803 | 3 | | | 3 | | | | | 3 | 3 | 1 | 10 | 6 | 7 | 2 | 4 | 7 | 9 | 8 | 6 | 5 | 3 | 1 | | | 81 | |
| 0804 | 2 | 2 | 7 | 3 | 5 | 5 | 3 | 13 | 22 | 6 | 13 | 42 | 27 | 26 | 15 | 16 | 10 | 15 | 16 | 23 | 7 | 6 | 2 | 3 | | 290 | |
| 0805 | 4 | | 3 | 3 | 1 | 2 | | 3 | 9 | 8 | 4 | 30 | 18 | 14 | 6 | 10 | 5 | 12 | 13 | 13 | 13 | 11 | 7 | 2 | 3 | 1 | 195 |
| 0806 | 4 | 12 | 6 | 3 | 8 | 5 | 3 | 27 | 49 | 30 | 22 | 54 | 30 | 35 | 41 | 48 | 51 | 40 | 25 | 21 | 17 | 13 | 3 | 4 | | 552 | |
| 0807 | 3 | 3 | 3 | 2 | 2 | 2 | 2 | 9 | 17 | 10 | 12 | 21 | 11 | 18 | 17 | 14 | 9 | 14 | 14 | 12 | 8 | 5 | | 1 | 2 | 211 | |
| 0808 | 9 | 7 | 10 | 9 | 4 | 8 | 5 | 16 | 38 | 19 | 22 | 95 | 56 | 40 | 34 | 25 | 37 | 32 | 33 | 19 | 13 | 6 | 9 | 3 | | 549 | |
| 0809 | 4 | 6 | 5 | 4 | 4 | 5 | 5 | 16 | 25 | 15 | 12 | 79 | 55 | 36 | 24 | 25 | 32 | 25 | 37 | 21 | 12 | 5 | 5 | 4 | 2 | 4 | 469 |

Area Tabulation Report - Female as of April 1, 2017

| Area | Age Categories | | | | | | | | | | | | | | | | | | Age Unknown | Area Total | | | | | | | | |
|------|----------------|----|----|----|----|----|----|-----|-------|-------|-------|-------|-------|-------|-------|-------|-------|-------|-------------|------------|-------|-------|-------|-------|-------|-------|-------|-----|
| | 00-01 | 1 | 2 | 3 | 4 | 5 | 6 | 7-9 | 10-14 | 15-17 | 18-19 | 20-24 | 25-29 | 30-34 | 35-39 | 40-44 | 45-49 | 50-54 | | | 55-59 | 60-64 | 65-69 | 70-74 | 75-79 | 80-84 | 85-89 | 90+ |
| 0810 | 10 | 8 | 6 | 4 | 11 | 6 | 6 | 23 | 32 | 19 | 23 | 83 | 51 | 43 | 36 | 28 | 31 | 11 | 15 | 11 | 15 | 9 | 2 | 2 | 1 | | | 486 |
| 0811 | 5 | 3 | 2 | 1 | 4 | 3 | 1 | 1 | 6 | 7 | 21 | 111 | 50 | 26 | 20 | 15 | 5 | 13 | 21 | 17 | 20 | 17 | 27 | 39 | 67 | 52 | 1 | 555 |
| 0812 | 4 | 4 | 6 | 7 | 5 | 9 | 4 | 20 | 44 | 17 | 25 | 131 | 57 | 47 | 38 | 26 | 29 | 13 | 21 | 15 | 11 | 6 | 4 | 2 | | | 545 | |
| 0813 | 7 | 7 | 12 | 5 | 10 | 5 | 12 | 36 | 31 | 15 | 33 | 81 | 71 | 50 | 56 | 29 | 33 | 31 | 13 | 17 | 14 | 7 | 1 | | 1 | 2 | 579 | |
| 0814 | 9 | 6 | 3 | 6 | 3 | 7 | 4 | 15 | 18 | 9 | 15 | 48 | 39 | 33 | 26 | 20 | 22 | 16 | 8 | 12 | 7 | 2 | 1 | 2 | | 1 | 332 | |
| 0815 | 4 | 6 | 2 | 2 | 2 | 1 | 3 | 4 | 2 | 3 | 5 | 16 | 30 | 14 | 9 | 1 | 5 | 5 | 3 | 1 | 2 | 1 | | 1 | | | 122 | |
| 0816 | 11 | 12 | 3 | 9 | 6 | 7 | 1 | 17 | 18 | 11 | 18 | 36 | 53 | 46 | 32 | 21 | 12 | 7 | 12 | 9 | 6 | | | | | | 347 | |
| 0817 | 5 | 1 | | | 2 | 2 | | 5 | 9 | 5 | 5 | 27 | 23 | 11 | 9 | 14 | 6 | 6 | 2 | 3 | 4 | | | | | | 139 | |
| 0901 | | | | 1 | | | | | | 2 | 296 | 202 | 3 | 2 | 1 | | | | | | | | | | | | | 507 |
| 0902 | 3 | 8 | 4 | 3 | 7 | 6 | 3 | 14 | 20 | 12 | 21 | 68 | 22 | 28 | 22 | 20 | 15 | 19 | 21 | 15 | 13 | 13 | 5 | 4 | 1 | 1 | 368 | |
| 0903 | 4 | 6 | 10 | 3 | 5 | 9 | 5 | 27 | 33 | 20 | 22 | 69 | 30 | 24 | 27 | 27 | 28 | 30 | 29 | 19 | 8 | 15 | 6 | 3 | 1 | 2 | 462 | |
| 0904 | | | 2 | 1 | 4 | 4 | 3 | 11 | 19 | 11 | 19 | 11 | 11 | 20 | 18 | 16 | 21 | 14 | 10 | 4 | 8 | 5 | 1 | | | | 223 | |
| 0905 | 1 | | | 3 | 4 | 4 | 1 | 9 | 17 | 13 | 10 | 13 | 14 | 7 | 13 | 19 | 17 | 26 | 39 | 39 | 33 | 12 | 8 | 4 | 4 | 1 | 311 | |
| 0906 | 5 | 3 | 4 | 2 | 5 | 3 | 2 | 15 | 29 | 23 | 7 | 23 | 13 | 15 | 21 | 28 | 32 | 43 | 40 | 53 | 36 | 23 | 14 | 10 | | | 449 | |
| 0907 | 2 | 2 | 8 | 5 | 3 | 4 | 1 | 12 | 26 | 8 | 17 | 37 | 20 | 22 | 18 | 25 | 31 | 24 | 20 | 20 | 23 | 17 | 7 | 3 | 2 | 1 | 358 | |
| 0908 | 1 | 1 | 4 | 2 | 6 | 3 | 6 | 14 | 25 | 14 | 8 | 16 | 12 | 15 | 17 | 27 | 20 | 35 | 42 | 43 | 44 | 16 | 14 | 5 | 2 | | 392 | |
| 0909 | 2 | 2 | 3 | 3 | 3 | 2 | 4 | 3 | 12 | 8 | 17 | 74 | 29 | 19 | 17 | 16 | 10 | 24 | 11 | 9 | 5 | 2 | 5 | | 1 | 1 | 283 | |
| 0910 | 1 | 7 | 6 | 4 | 7 | 9 | 3 | 15 | 24 | 19 | 8 | 29 | 21 | 27 | 23 | 21 | 25 | 21 | 22 | 25 | 15 | 11 | 10 | | | | 353 | |
| 0911 | 3 | 3 | 1 | 2 | 3 | 3 | 4 | 12 | 28 | 21 | 9 | 24 | 11 | 16 | 14 | 26 | 27 | 42 | 29 | 25 | 11 | 10 | 5 | 8 | | 1 | 338 | |
| 0912 | 1 | | 2 | 4 | 7 | 8 | 5 | 13 | 44 | 19 | 13 | 19 | 3 | 22 | 28 | 41 | 35 | 34 | 29 | 36 | 27 | 22 | 3 | 3 | | 1 | 419 | |
| 0913 | 1 | 2 | 1 | | 1 | | | 3 | 2 | 2 | 2 | 19 | 8 | 9 | 4 | 2 | 3 | 9 | 18 | 22 | 33 | 19 | 9 | 5 | | | 174 | |
| 0914 | 2 | 1 | | 2 | 3 | 4 | 5 | 6 | 29 | 17 | 17 | 19 | 7 | 5 | 13 | 22 | 35 | 18 | 20 | 9 | 9 | 6 | 5 | 3 | | 1 | 258 | |
| 0915 | 7 | 5 | 1 | 3 | 8 | 4 | 6 | 21 | 19 | 8 | 12 | 50 | 43 | 28 | 24 | 12 | 6 | 8 | 10 | 11 | 4 | 3 | | | | | 293 | |
| 0916 | 7 | 5 | 5 | 11 | 9 | 3 | 10 | 44 | 62 | 27 | 18 | 27 | 16 | 35 | 58 | 53 | 49 | 41 | 20 | 33 | 14 | 8 | 1 | 3 | | 4 | 563 | |
| 0917 | 4 | 3 | 1 | 4 | 3 | 7 | 1 | 15 | 27 | 7 | 12 | 42 | 22 | 19 | 23 | 25 | 20 | 10 | 13 | 11 | 10 | 8 | 3 | 3 | 1 | | 294 | |
| 0918 | 4 | 5 | 7 | 8 | 8 | 3 | 20 | 36 | 16 | 9 | 34 | 22 | 21 | 38 | 40 | 22 | 24 | 10 | 12 | 15 | | | | | | | 370 | |
| 0919 | 5 | 4 | 3 | 5 | 2 | 5 | 3 | 14 | 19 | 16 | 4 | 5 | 4 | 20 | 24 | 21 | 14 | 15 | 13 | 10 | 4 | 4 | 2 | 1 | | | 217 | |
| 0920 | 9 | 5 | 4 | 2 | 6 | 7 | 1 | 9 | 11 | 5 | 9 | 89 | 63 | 43 | 26 | 14 | 3 | 10 | 5 | 3 | 1 | 1 | 3 | | | | 329 | |
| 1001 | 7 | 3 | 2 | 3 | 4 | 1 | 3 | 12 | 14 | 11 | 36 | 112 | 25 | 24 | 14 | 11 | 17 | 20 | 23 | 16 | 16 | 13 | 16 | 5 | 3 | 1 | 412 | |
| 1002 | 1 | 2 | 1 | 3 | 2 | 4 | 3 | 8 | 8 | 7 | 15 | 62 | 20 | 8 | 15 | 12 | 6 | 13 | 21 | 27 | 17 | 6 | 7 | 4 | | | 272 | |
| 1003 | 5 | 2 | 4 | 9 | 5 | 2 | 2 | 14 | 16 | 10 | 11 | 44 | 28 | 20 | 18 | 16 | 13 | 10 | 15 | 21 | 16 | 8 | 6 | 4 | | | 299 | |
| 1004 | 7 | 9 | 2 | 1 | 3 | 4 | 2 | 8 | 16 | 2 | 11 | 37 | 41 | 22 | 15 | 10 | 8 | 15 | 25 | 23 | 17 | 14 | 5 | | | 1 | 298 | |
| 1005 | 1 | 2 | 3 | 4 | 2 | 2 | 3 | 7 | 18 | 10 | 23 | 82 | 54 | 27 | 16 | 11 | 13 | 17 | 23 | 27 | 19 | 12 | 4 | 4 | 4 | 2 | 390 | |
| 1006 | 5 | 2 | 4 | 1 | 3 | | 4 | 4 | 13 | 5 | 25 | 74 | 48 | 15 | 18 | 8 | 3 | 9 | 14 | 20 | 19 | 11 | | | 5 | 3 | 314 | |
| 1007 | 3 | 3 | 3 | 4 | 1 | | 4 | 6 | 12 | 7 | 18 | 62 | 22 | 9 | 10 | 9 | 11 | 5 | 6 | 10 | 7 | | | 1 | | | 214 | |
| 1008 | 3 | 4 | 5 | 2 | 4 | 4 | 6 | 7 | 17 | 13 | 20 | 84 | 29 | 22 | 21 | 9 | 16 | 15 | 18 | 15 | 9 | 9 | 3 | 2 | 1 | | 338 | |
| 1009 | 1 | 7 | | 1 | 4 | 1 | 1 | 3 | 9 | 5 | 6 | 19 | 8 | 9 | 15 | 9 | 7 | 2 | 5 | 11 | 9 | 3 | 3 | 4 | 1 | 1 | 144 | |
| 1010 | 2 | 3 | 4 | 4 | 2 | 1 | 3 | 8 | 9 | 8 | 6 | 31 | 19 | 9 | 11 | 16 | 6 | 7 | 11 | 13 | 11 | 8 | 2 | 2 | 1 | | 197 | |
| 1011 | 5 | 2 | 4 | 3 | 3 | | | 5 | 16 | 13 | 15 | 52 | 23 | 19 | 17 | 18 | 9 | 14 | 22 | 15 | 7 | 7 | 6 | 5 | 13 | 20 | 313 | |
| 1012 | 5 | 5 | 7 | 5 | 4 | 6 | 4 | 13 | 20 | 13 | 18 | 49 | 39 | 28 | 27 | 12 | 20 | 11 | 16 | 12 | 15 | 3 | 2 | | 1 | | 335 | |
| 1013 | 6 | | 3 | 3 | 3 | 5 | 5 | 9 | 14 | 6 | 40 | 97 | 31 | 31 | 21 | 8 | 6 | 9 | 21 | 13 | 14 | 9 | 3 | 4 | 2 | | 363 | |
| 1014 | 2 | 4 | 2 | 1 | | 1 | 2 | 3 | | | 26 | 93 | 43 | 18 | 9 | 9 | 3 | 6 | 6 | 6 | 1 | 4 | 3 | | | | 242 | |
| 1015 | 14 | 8 | 18 | 10 | 15 | 13 | 4 | 13 | 18 | 14 | 31 | 102 | 112 | 96 | 28 | 28 | 13 | 11 | 8 | 6 | 3 | 7 | 2 | | | 3 | 577 | |
| 1016 | 3 | 2 | 3 | 3 | 1 | 4 | 1 | 8 | 12 | 4 | 24 | 74 | 39 | 23 | 9 | 11 | 17 | 9 | 8 | 7 | 6 | 2 | 1 | 1 | | | 272 | |
| 1017 | 15 | 16 | 10 | 7 | 14 | 15 | 17 | 26 | 35 | 16 | 8 | 32 | 55 | 66 | 56 | 46 | 21 | 13 | 6 | 9 | 2 | 1 | 1 | | | | 487 | |
| 1018 | 4 | 5 | 4 | 4 | 4 | 4 | 4 | 12 | 11 | 8 | 5 | 25 | 22 | 30 | 20 | 12 | 12 | 4 | 2 | 3 | 3 | | 2 | | | | 200 | |
| 1019 | 7 | 2 | 8 | 5 | 10 | 7 | 6 | 10 | 15 | 13 | 15 | 81 | 41 | 37 | 32 | 19 | 16 | 9 | 6 | 2 | 1 | | 1 | 1 | | 1 | 345 | |
| 1020 | 4 | 14 | 11 | 12 | 8 | 8 | 4 | 23 | 22 | 14 | 14 | 16 | 24 | 41 | 46 | 22 | 21 | 13 | 6 | 6 | 2 | 2 | 1 | | | | 334 | |

Area Tabulation Report - Female as of April 1, 2017

| Area | Age Categories | | | | | | | | | | | | | | | | | Age Unknown | Area Total | | | | | | | | | |
|--------------------|----------------|-----|-----|-----|-----|-----|-----|------|-------|-------|-------|-------|-------|-------|-------|-------|-------|-------------|------------|-------|-------|-------|-------|-------|-------|-------|-------|-------|
| | 00-01 | 1 | 2 | 3 | 4 | 5 | 6 | 7-9 | 10-14 | 15-17 | 18-19 | 20-24 | 25-29 | 30-34 | 35-39 | 40-44 | 45-49 | | | 50-54 | 55-59 | 60-64 | 65-69 | 70-74 | 75-79 | 80-84 | 85-89 | 90+ |
| 1021 | 5 | 8 | 8 | 6 | 6 | 7 | 9 | 13 | 15 | 8 | 8 | 28 | 25 | 34 | 34 | 12 | 19 | 5 | 3 | 4 | 2 | | | 2 | | | | 261 |
| 2002 | | | | | | | | | | | | 2 | 2 | 2 | | | | | | | | | | 1 | | | | 7 |
| 2006 | | | | | | | | | 2 | 1 | 2 | | | | 1 | 2 | 1 | 2 | 1 | 1 | 1 | | | 1 | | | | 15 |
| 2007 | 3 | 3 | 7 | 3 | 8 | 6 | 6 | 22 | 17 | 6 | 2 | 14 | 13 | 18 | 26 | 21 | 9 | 8 | 13 | 9 | 6 | 2 | 3 | 2 | 1 | 1 | 223 | |
| 2008 | | | | | | | | 1 | | | 1 | | | | | | 1 | | | | 2 | 1 | 1 | | | | 7 | |
| 2010 | 1 | | | | | | | | 1 | 1 | | 3 | 1 | 1 | | 1 | 2 | 5 | 2 | 2 | 1 | 2 | 2 | | | | 25 | |
| Grand Total | 535 | 545 | 570 | 547 | 572 | 563 | 493 | 1678 | 2533 | 1479 | 1981 | 5219 | 3893 | 3518 | 3117 | 2758 | 2564 | 2864 | 3051 | 2921 | 2431 | 1966 | 1386 | 1180 | 875 | 699 | 64 | 50002 |

*Numbers may not balance due to individuals not identifying their age or sex

Area Tabulation Report - Male as of April 1, 2017

| Area | Age Categories | | | | | | | | | | | | | | | | | Age Unknown | Area Total | | | | | | | | | |
|------|----------------|---|---|---|---|---|---|-----|-------|-------|-------|-------|-------|-------|-------|-------|-------|-------------|------------|-------|-------|-------|-------|-------|-------|-------|-------|-----|
| | | | | | | | | | | | | | | | | | | | | | | | | | | | | |
| | 00-01 | 1 | 2 | 3 | 4 | 5 | 6 | 7-9 | 10-14 | 15-17 | 18-19 | 20-24 | 25-29 | 30-34 | 35-39 | 40-44 | 45-49 | | | 50-54 | 55-59 | 60-64 | 65-69 | 70-74 | 75-79 | 80-84 | 85-89 | 90+ |
| 0312 | 2 | 1 | 1 | 1 | 2 | 1 | 1 | | 2 | 1 | | 8 | 8 | 15 | 10 | 7 | 2 | 8 | 11 | 3 | 2 | 3 | 1 | | 1 | | 91 | |
| 0313 | 4 | 4 | 1 | 4 | | 3 | 4 | 14 | 10 | 3 | 5 | 21 | 18 | 16 | 22 | 15 | 9 | 20 | 10 | 14 | 7 | 7 | 3 | 3 | 4 | 1 | 222 | |
| 0314 | 1 | 1 | 2 | 1 | 1 | 5 | 4 | 4 | 15 | 8 | 1 | 30 | 18 | 17 | 22 | 23 | 17 | 15 | 15 | 13 | 6 | 7 | 4 | 1 | 1 | | 228 | |
| 0315 | 2 | 1 | 2 | 3 | 3 | 4 | 8 | 18 | 7 | 3 | 17 | 18 | 36 | 22 | 26 | 14 | 14 | 28 | 15 | 14 | 6 | 2 | 1 | 1 | | 268 | | |
| 0316 | 2 | 2 | 5 | 2 | 1 | 3 | 2 | 5 | 9 | 5 | 5 | 23 | 24 | 24 | 12 | 18 | 13 | 10 | 6 | 8 | 11 | 4 | 1 | | 2 | 195 | | |
| 0401 | 2 | 1 | 1 | | | | | | 1 | 3 | 1 | 20 | 25 | 18 | 12 | 18 | 20 | 26 | 24 | 21 | 17 | 7 | 1 | | 1 | 219 | | |
| 0402 | | | | | | | | | | | 1 | 8 | 7 | 12 | 9 | 6 | 11 | 14 | 23 | 41 | 32 | 18 | 18 | 15 | 18 | 14 | 247 | |
| 0403 | 1 | | 3 | 2 | 2 | | 2 | 3 | 3 | 1 | 4 | 19 | 20 | 22 | 16 | 10 | 17 | 16 | 25 | 24 | 23 | 22 | 14 | 10 | 17 | 5 | 278 | |
| 0404 | 3 | | 1 | 2 | 1 | 2 | 4 | 4 | 4 | 4 | 2 | 12 | 14 | 9 | 13 | 13 | 11 | 9 | 17 | 14 | 6 | 5 | 6 | | 2 | 154 | | |
| 0405 | 6 | 2 | 1 | 2 | 6 | 3 | 4 | 10 | 9 | 5 | 4 | 20 | 14 | 17 | 15 | 17 | 10 | 7 | 12 | 10 | 9 | 4 | 2 | 1 | 2 | 1 | 193 | |
| 0406 | 1 | 2 | 5 | 4 | 1 | 3 | 2 | 3 | 4 | 1 | 2 | 7 | 14 | 11 | 15 | 11 | 20 | 11 | 6 | 14 | 5 | 6 | | | | 2 | 150 | |
| 0407 | 2 | | 1 | 1 | 1 | 3 | 2 | 2 | 1 | 2 | 4 | 10 | 11 | 13 | 11 | 11 | 6 | 12 | 6 | 3 | 5 | 12 | 9 | 3 | 6 | 4 | 136 | |
| 0408 | | 3 | 2 | 5 | 2 | 3 | 5 | 5 | 11 | 5 | 10 | 28 | 30 | 35 | 11 | 11 | 13 | 12 | 15 | 9 | 9 | 6 | 4 | | 1 | 230 | | |
| 0409 | 2 | | 2 | 2 | 1 | 4 | 5 | 9 | 9 | 5 | 8 | 19 | 17 | 25 | 14 | 17 | 12 | 16 | 17 | 11 | 7 | 6 | 1 | 4 | 2 | 2 | 162 | |
| 0410 | 1 | 3 | | 4 | 2 | 2 | 2 | 2 | 4 | 2 | 3 | 14 | 18 | 19 | 8 | 8 | 9 | 12 | 10 | 11 | 4 | 1 | 2 | 2 | 2 | 1 | 152 | |
| 0411 | 2 | | 3 | 2 | 3 | 3 | 3 | 3 | 5 | 2 | 10 | 15 | 16 | 10 | 10 | 7 | 6 | 7 | 6 | 8 | 5 | 5 | 2 | 2 | 2 | | 134 | |
| 0412 | | 2 | | | 3 | | 6 | 8 | 2 | 3 | 17 | 12 | 25 | 10 | 9 | 7 | 1 | 11 | 8 | 8 | 1 | 2 | 2 | 2 | 1 | | 138 | |
| 0413 | | | | | 3 | 3 | 3 | 5 | 3 | 2 | 4 | 11 | 5 | 11 | 12 | 8 | 8 | 9 | 5 | 7 | | 3 | 3 | 3 | 1 | 1 | 107 | |
| 0414 | 4 | 2 | 1 | | 1 | 2 | 5 | 11 | 7 | 2 | 15 | 5 | 16 | 9 | 10 | 16 | 9 | 7 | 10 | 7 | 10 | 7 | 1 | 1 | 2 | | 144 | |
| 0415 | 3 | 2 | 2 | 3 | 2 | 4 | 5 | 9 | 9 | 5 | 8 | 19 | 17 | 25 | 14 | 17 | 12 | 16 | 17 | 11 | 7 | 6 | 1 | 4 | 2 | 2 | 223 | |
| 0416 | 2 | 1 | 3 | 2 | 3 | 2 | 2 | 3 | 2 | 4 | 12 | 22 | 25 | 13 | 13 | 10 | 5 | 15 | 6 | 4 | 5 | 2 | 2 | 1 | 1 | | 158 | |
| 0417 | 2 | 1 | 2 | 3 | 3 | 1 | 7 | 3 | 1 | 5 | 39 | 17 | 23 | 11 | 7 | 4 | 8 | 6 | 7 | 6 | 3 | 1 | | | | | 163 | |
| 0418 | | | | | | | | | | | | | | | | | 6 | 9 | 30 | 37 | 41 | 53 | 42 | 16 | | | 234 | |
| 0501 | 1 | 2 | 2 | | 1 | 3 | 2 | 2 | 5 | 4 | 8 | 4 | 17 | 11 | 4 | 7 | 8 | 10 | 6 | 14 | 9 | 3 | | | 1 | | 124 | |
| 0502 | 5 | 3 | 1 | 4 | 2 | | 2 | 4 | 9 | 4 | 6 | 20 | 17 | 15 | 17 | 9 | 5 | 9 | 13 | 15 | 18 | 5 | 2 | 2 | 3 | 1 | 193 | |
| 0503 | 3 | 7 | 6 | 4 | 4 | 6 | 4 | 21 | 27 | 18 | 10 | 38 | 35 | 34 | 18 | 27 | 21 | 25 | 36 | 31 | 28 | 15 | 13 | 10 | 3 | | 444 | |
| 0504 | 1 | 1 | 2 | | 2 | 3 | 4 | 9 | 4 | 6 | 12 | 12 | 15 | 7 | 10 | 5 | 9 | 7 | 12 | 6 | 5 | 3 | 1 | 1 | 1 | 1 | 138 | |
| 0505 | 3 | 1 | 1 | 1 | 1 | 1 | 2 | 4 | 2 | 2 | 6 | 12 | 7 | 11 | 8 | 5 | 10 | 4 | 10 | 8 | 5 | 2 | 1 | 1 | 2 | | 108 | |
| 0506 | 1 | 1 | 1 | 2 | 1 | 2 | 1 | 3 | 9 | 4 | 8 | 15 | 17 | 15 | 14 | 10 | 13 | 26 | 15 | 17 | 10 | 8 | 4 | 4 | 3 | 1 | 205 | |
| 0507 | | | 2 | 1 | 2 | | 2 | 3 | 2 | | 6 | 7 | 17 | 7 | 8 | 11 | 2 | 9 | 10 | 4 | 3 | 6 | 3 | 4 | | | 109 | |
| 0508 | 2 | 2 | 2 | 6 | | 5 | 1 | 6 | 11 | 10 | 7 | 18 | 18 | 16 | 19 | 15 | 11 | 17 | 19 | 21 | 11 | 12 | 6 | 4 | 1 | 2 | 242 | |
| 0509 | 2 | 2 | 2 | 2 | 1 | | 2 | 4 | 4 | 7 | 2 | 10 | 8 | 10 | 9 | 2 | 7 | 12 | 16 | 17 | 7 | 3 | 4 | 1 | 1 | 1 | 142 | |
| 0510 | 1 | 3 | 2 | | | | 3 | 3 | 3 | 1 | 1 | 6 | 11 | 11 | 15 | 6 | 17 | 15 | 10 | 16 | 5 | 9 | 5 | 3 | 2 | 1 | 149 | |
| 0511 | 2 | 1 | | 1 | 2 | 1 | 3 | 4 | 4 | | 1 | 11 | 12 | 15 | 6 | 11 | 8 | 9 | 9 | 10 | 7 | 4 | 2 | | 1 | 1 | 125 | |
| 0512 | 2 | 2 | 1 | 2 | 1 | 2 | 3 | 10 | 6 | 4 | 5 | 11 | 16 | 16 | 10 | 7 | 18 | 12 | 19 | 13 | 8 | 2 | 6 | 5 | 3 | 2 | 186 | |
| 0513 | | | 1 | 1 | 1 | 1 | | 1 | | 2 | 4 | 2 | 5 | 9 | 4 | 2 | 8 | 13 | 17 | 6 | 9 | 12 | 19 | 21 | 26 | | 164 | |
| 0514 | 2 | | | | | 1 | 1 | 1 | 3 | 1 | 6 | 7 | 9 | 4 | 1 | 2 | 1 | 4 | 3 | 2 | 4 | 1 | 4 | 1 | 4 | 3 | 1 | 61 |
| 0515 | 1 | 3 | 1 | 3 | 2 | 2 | 2 | 2 | 4 | 4 | 2 | 16 | 17 | 12 | 9 | 8 | 9 | 11 | 15 | 8 | 11 | 8 | 5 | 5 | 1 | | 162 | |
| 0601 | | | | | | | | | | | 119 | 118 | 11 | 4 | 3 | | | | | | | | | | | | | 256 |
| 0602 | 4 | 3 | 6 | 3 | 7 | 7 | 5 | 13 | 22 | 11 | 6 | 21 | 11 | 21 | 15 | 15 | 30 | 20 | 28 | 41 | 51 | 26 | 12 | 16 | 12 | 2 | 408 | |
| 0603 | | | | | | | 3 | | | 2 | 7 | 15 | 8 | 3 | 3 | 2 | 8 | 13 | 15 | 43 | 46 | 57 | 57 | 24 | 24 | 8 | 1 | 339 |
| 0604 | 1 | | | | 2 | 2 | | 5 | 11 | 6 | 1 | 5 | 6 | | 3 | 6 | 18 | 15 | 18 | 8 | 11 | 8 | 1 | 5 | | 1 | 133 | |
| 0605 | 1 | 1 | | 1 | 1 | 1 | 1 | 3 | 6 | 2 | 2 | 12 | 6 | 4 | 8 | 4 | 2 | 8 | 12 | 9 | 7 | 5 | 4 | | 1 | | 98 | |
| 0606 | 1 | 2 | | 1 | 1 | 1 | 1 | 6 | 2 | 2 | 15 | 7 | 7 | 7 | 15 | 5 | 10 | 8 | 6 | 9 | 5 | 7 | 5 | 7 | 5 | 7 | 3 | 134 |
| 0607 | 3 | 1 | 3 | 5 | 1 | 3 | 3 | 3 | 6 | 5 | 9 | 16 | 17 | 16 | 14 | 6 | 9 | 5 | 8 | 12 | 5 | 4 | 1 | 3 | 1 | 3 | 162 | |
| 0608 | 1 | 1 | 1 | 1 | | 2 | 3 | 7 | 3 | 3 | 11 | 19 | 8 | 10 | 6 | 2 | 11 | 14 | 11 | 8 | 4 | 3 | | 3 | | 1 | 129 | |
| 0609 | 3 | 1 | 2 | 1 | 1 | 1 | 1 | 3 | 8 | 3 | 6 | 2 | 9 | 8 | 6 | 7 | 6 | 3 | 4 | 4 | 4 | 3 | 1 | 2 | 1 | | 90 | |
| 0610 | 2 | 1 | 3 | 4 | 1 | 4 | 1 | 7 | 7 | 2 | 4 | 11 | 22 | 17 | 9 | 14 | 11 | 9 | 6 | 17 | 7 | 10 | 2 | 5 | 2 | | 178 | |
| 0611 | 1 | 1 | 2 | 3 | 1 | | 3 | 3 | 4 | 3 | 3 | 16 | 11 | 15 | 13 | 7 | 5 | 13 | 9 | 7 | 7 | 2 | 2 | 3 | 1 | | 135 | |
| 0612 | 2 | 1 | 4 | 3 | | | 6 | 5 | 5 | 5 | 14 | 11 | 11 | 7 | 5 | 2 | 7 | 11 | 4 | 6 | | 6 | | 2 | 5 | 1 | 1 | 115 |
| 0613 | 2 | 2 | 4 | 3 | 2 | 1 | 4 | 8 | 12 | 4 | 7 | 18 | 12 | 12 | 11 | 11 | 7 | 8 | 7 | 14 | 7 | 8 | 5 | 4 | 1 | 2 | | 176 |

Area Tabulation Report - Male as of April 1, 2017

| Area | Age Categories | | | | | | | | | | | | | | | | | Age Unknown | Area Total | | | | | | | | | |
|-------------|----------------|-----|-----|-----|-----|-----|-----|------|-------|-------|-------|-------|-------|-------|-------|-------|-------|-------------|------------|-------|-------|-------|-------|-------|-------|-------|-------|-----|
| | 00-01 | 1 | 2 | 3 | 4 | 5 | 6 | 7-9 | 10-14 | 15-17 | 18-19 | 20-24 | 25-29 | 30-34 | 35-39 | 40-44 | 45-49 | | | 50-54 | 55-59 | 60-64 | 65-69 | 70-74 | 75-79 | 80-84 | 85-89 | 90+ |
| 0902 | 3 | 8 | 4 | 5 | 6 | 1 | 18 | 24 | 11 | 7 | 55 | 30 | 22 | 17 | 17 | 12 | 13 | 18 | 18 | 17 | 7 | 3 | 2 | 1 | 1 | | 325 | |
| 0903 | 2 | 6 | 9 | 6 | 7 | 3 | 27 | 33 | 17 | 20 | 73 | 39 | 39 | 26 | 23 | 29 | 30 | 25 | 16 | 16 | 8 | 6 | 5 | 1 | | 474 | | |
| 0904 | 1 | 2 | 7 | 2 | 5 | 2 | 12 | 16 | 14 | 10 | 27 | 21 | 19 | 12 | 18 | 15 | 16 | 8 | 9 | 6 | 5 | 3 | | | 1 | | 234 | |
| 0905 | 3 | 1 | 1 | 4 | 2 | 2 | 17 | 25 | 12 | 7 | 17 | 22 | 12 | 18 | 15 | 19 | 24 | 35 | 32 | 36 | 15 | 6 | 4 | 4 | 1 | | 336 | |
| 0906 | 1 | 4 | 6 | 3 | 2 | 3 | 4 | 33 | 18 | 13 | 23 | 21 | 13 | 19 | 27 | 24 | 34 | 47 | 30 | 25 | 17 | 12 | 4 | | | 434 | | |
| 0907 | 5 | 4 | 4 | 6 | 5 | 2 | 15 | 27 | 14 | 12 | 25 | 20 | 21 | 23 | 21 | 23 | 29 | 21 | 18 | 23 | 20 | 6 | 3 | 2 | | 1 | 355 | |
| 0908 | 3 | 1 | 6 | 4 | 2 | 7 | 5 | 9 | 26 | 12 | 18 | 26 | 18 | 10 | 15 | 22 | 20 | 25 | 41 | 44 | 43 | 20 | 15 | 9 | 3 | 1 | 406 | |
| 0909 | 3 | 1 | 5 | 4 | 6 | 4 | 2 | 10 | 13 | 4 | 10 | 51 | 23 | 26 | 18 | 18 | 10 | 16 | 9 | 18 | 1 | 3 | 3 | 1 | | 1 | 260 | |
| 0910 | 5 | 6 | 3 | 6 | 1 | 4 | 5 | 10 | 21 | 6 | 11 | 32 | 16 | 21 | 27 | 22 | 23 | 15 | 20 | 22 | 19 | 13 | 5 | 1 | 2 | | 316 | |
| 0911 | 5 | 3 | 2 | 5 | 5 | 8 | 14 | 41 | 16 | 17 | 20 | 13 | 15 | 8 | 27 | 22 | 36 | 34 | 26 | 20 | 5 | 8 | 7 | 2 | | | 359 | |
| 0912 | 3 | 5 | 7 | 7 | 5 | 11 | 7 | 21 | 34 | 26 | 10 | 26 | 5 | 15 | 27 | 34 | 28 | 38 | 32 | 35 | 27 | 25 | 7 | 2 | 2 | | 439 | |
| 0913 | 3 | 1 | 1 | | | | | 2 | 2 | 1 | 2 | 10 | 17 | 6 | 5 | 3 | 3 | 10 | 19 | 17 | 23 | 25 | 9 | 6 | | | 163 | |
| 0914 | 2 | 1 | | | 2 | 2 | 4 | 12 | 23 | 17 | 9 | 14 | 2 | 10 | 5 | 20 | 24 | 24 | 16 | 11 | 12 | 8 | 4 | 5 | | 1 | 228 | |
| 0915 | 6 | 7 | 11 | 7 | 1 | 5 | 2 | 9 | 19 | 7 | 9 | 65 | 36 | 30 | 19 | 23 | 7 | 11 | 9 | 8 | 6 | 4 | 1 | 1 | 1 | | 304 | |
| 0916 | 2 | 9 | 6 | 8 | 12 | 15 | 14 | 32 | 64 | 27 | 18 | 34 | 22 | 17 | 55 | 52 | 41 | 28 | 23 | 19 | 9 | 5 | 2 | | 1 | 5 | 575 | |
| 0917 | 3 | 4 | 4 | 2 | 6 | 1 | 6 | 16 | 31 | 20 | 11 | 25 | 16 | 13 | 25 | 25 | 24 | 18 | 11 | 10 | 7 | 8 | 4 | 3 | | | 289 | |
| 0918 | 4 | 3 | 6 | 7 | 6 | 10 | 23 | 35 | 13 | 7 | 19 | 17 | 22 | 26 | 40 | 19 | 23 | 11 | 17 | 13 | 4 | 2 | 2 | 1 | | | 337 | |
| 0919 | 1 | 6 | 7 | 5 | 7 | 6 | 9 | 13 | 21 | 6 | 7 | 7 | 1 | 19 | 19 | 22 | 14 | 21 | 12 | 6 | 6 | 3 | 2 | 1 | | | 221 | |
| 0920 | 9 | 2 | 8 | 3 | 3 | 4 | 10 | 12 | 3 | 8 | 76 | 74 | 34 | 29 | 17 | 8 | 3 | 3 | 3 | 3 | 3 | 1 | | | | | 313 | |
| 1001 | 5 | 2 | 2 | 2 | 3 | 2 | 4 | 7 | 12 | 11 | 26 | 95 | 39 | 24 | 16 | 12 | 16 | 15 | 24 | 12 | 15 | 11 | 5 | 6 | | | 382 | |
| 1002 | 5 | 4 | 2 | 2 | 1 | 1 | 6 | 8 | 14 | 11 | 11 | 70 | 25 | 14 | 12 | 10 | 11 | 7 | 11 | 20 | 15 | 8 | 6 | 7 | 2 | | 283 | |
| 1003 | 7 | 4 | 5 | 4 | 3 | 8 | 5 | 18 | 16 | 11 | 14 | 46 | 34 | 20 | 17 | 11 | 13 | 10 | 9 | 16 | 15 | 11 | 5 | 5 | 1 | | 308 | |
| 1004 | 6 | 3 | 2 | 2 | 6 | 5 | 3 | 17 | 19 | 8 | 5 | 41 | 42 | 19 | 27 | 7 | 14 | 13 | 18 | 22 | 20 | 15 | 6 | | | | 320 | |
| 1005 | 3 | 2 | 7 | 3 | 2 | 2 | 3 | 7 | 15 | 7 | 22 | 82 | 47 | 27 | 31 | 19 | 14 | 17 | 16 | 23 | 17 | 12 | 5 | 3 | 2 | | 388 | |
| 1006 | 4 | 3 | 2 | 1 | 3 | 2 | 2 | 12 | 8 | 5 | 17 | 68 | 48 | 27 | 18 | 9 | 6 | 6 | 16 | 15 | 12 | 13 | 6 | 5 | 2 | | 310 | |
| 1007 | 3 | 3 | 2 | 5 | 3 | 2 | 1 | 10 | 13 | 3 | 7 | 46 | 30 | 13 | 8 | 7 | 5 | 2 | 4 | 3 | 10 | 2 | 1 | | 1 | | 184 | |
| 1008 | 6 | 1 | 4 | 7 | 3 | 3 | 2 | 12 | 18 | 10 | 13 | 77 | 40 | 21 | 17 | 9 | 15 | 12 | 14 | 14 | 13 | 5 | 6 | | | | 323 | |
| 1009 | 3 | 1 | 1 | 2 | 1 | 1 | 2 | 7 | 14 | 5 | 4 | 17 | 15 | 12 | 6 | 5 | 4 | 6 | 8 | 4 | 5 | 1 | 2 | 1 | 2 | 1 | 134 | |
| 1010 | 2 | 3 | 3 | 4 | 5 | 1 | 3 | 9 | 12 | 2 | 5 | 22 | 11 | 17 | 9 | 10 | 3 | 10 | 8 | 11 | 9 | 9 | 2 | 2 | 1 | 2 | 175 | |
| 1011 | 1 | 2 | 2 | 3 | 1 | 2 | 1 | 6 | 20 | 15 | 17 | 37 | 37 | 19 | 14 | 23 | 16 | 15 | 18 | 17 | 13 | 7 | 3 | 3 | 4 | 5 | 300 | |
| 1012 | 5 | 6 | 5 | 7 | 9 | 3 | 9 | 14 | 28 | 10 | 9 | 75 | 45 | 40 | 25 | 15 | 13 | 15 | 7 | 11 | 13 | 4 | 3 | | | 1 | 372 | |
| 1013 | 2 | 1 | 3 | 5 | 5 | 8 | 7 | 12 | 15 | 10 | 25 | 89 | 53 | 23 | 17 | 15 | 9 | 15 | 13 | 17 | 7 | 12 | 5 | 2 | 1 | | 371 | |
| 1014 | 3 | 1 | 2 | 2 | 1 | 1 | 3 | 4 | 21 | 92 | 53 | 26 | 15 | 14 | 5 | 11 | 5 | 7 | 5 | 7 | 5 | 5 | 6 | 2 | 1 | | 285 | |
| 1015 | 11 | 17 | 20 | 12 | 8 | 11 | 27 | 26 | 8 | 18 | 52 | 93 | 79 | 45 | 29 | 18 | 9 | 5 | 2 | 5 | 2 | 1 | 1 | 1 | 1 | 6 | 513 | |
| 1016 | 7 | 3 | 5 | 4 | 1 | 5 | 8 | 9 | 2 | 6 | 41 | 33 | 21 | 18 | 10 | 14 | 9 | 5 | 2 | 2 | 1 | 1 | | | | | 207 | |
| 1017 | 7 | 15 | 17 | 16 | 13 | 19 | 8 | 27 | 43 | 18 | 14 | 17 | 57 | 60 | 60 | 40 | 26 | 21 | 7 | 5 | 5 | 1 | | | | 1 | 497 | |
| 1018 | 8 | 5 | 4 | 5 | 3 | 5 | 7 | 12 | 18 | 4 | 5 | 36 | 30 | 34 | 21 | 12 | 8 | 5 | 3 | 5 | 5 | 2 | 2 | | | | 234 | |
| 1019 | 10 | 2 | 6 | 6 | 8 | 4 | 6 | 12 | 15 | 12 | 9 | 54 | 45 | 33 | 33 | 16 | 8 | 5 | 11 | 1 | 2 | 2 | | | | | 300 | |
| 1020 | 6 | 10 | 8 | 5 | 12 | 9 | 6 | 23 | 36 | 12 | 6 | 26 | 19 | 43 | 35 | 32 | 22 | 17 | 6 | 7 | 6 | 1 | | | 1 | | 349 | |
| 1021 | 7 | 5 | 12 | 5 | 10 | 7 | 3 | 18 | 22 | 9 | 5 | 10 | 18 | 34 | 41 | 20 | 12 | 12 | 6 | 2 | 1 | 1 | 2 | | | | 262 | |
| 2002 | | | | | 1 | 1 | | | | | 1 | | 2 | | | | | 2 | | | | | | | | | | 8 |
| 2006 | | 1 | 1 | | | | | 2 | | | | | | 2 | | | 2 | 1 | | 3 | | | | | | | | 13 |
| 2007 | 8 | 4 | 6 | 4 | 13 | 3 | 10 | 16 | 19 | 13 | 3 | 3 | 16 | 19 | 29 | 18 | 7 | 7 | 10 | 8 | 6 | 3 | | 1 | 1 | 1 | 228 | |
| 2008 | | | | | | | | | | | | | | | | | 1 | 1 | 1 | | | | 2 | 1 | 1 | | | 8 |
| 2010 | | | 1 | | | | | 2 | | 2 | | | | | | 1 | 3 | 6 | 2 | 5 | 2 | 2 | 1 | 2 | | | | 34 |
| Grand Total | 551 | 493 | 633 | 570 | 599 | 587 | 615 | 1761 | 2669 | 1433 | 1717 | 5063 | 4081 | 3666 | 3229 | 2894 | 2502 | 2764 | 2842 | 2701 | 2246 | 1649 | 1126 | 849 | 570 | 289 | 48173 | |

*Numbers may not balance due to individuals not identifying their age or sex

Vacancy Rate and Dwelling Summary as of April 1, 2017

| Area | Occupied | Vacant | Grand Total | Occupied | Vacant |
|------|----------|--------|-------------|----------|--------|
| 0101 | 352 | 10 | 362 | 97.2% | 2.8% |
| 0102 | 282 | 6 | 288 | 97.9% | 2.1% |
| 0103 | 248 | 14 | 262 | 94.7% | 5.3% |
| 0104 | 159 | 13 | 172 | 92.4% | 7.6% |
| 0105 | 284 | 8 | 292 | 97.3% | 2.7% |
| 0106 | 199 | 11 | 210 | 94.8% | 5.2% |
| 0107 | 161 | 8 | 169 | 95.3% | 4.7% |
| 0108 | 65 | 4 | 69 | 94.2% | 5.8% |
| 0109 | 164 | 18 | 182 | 90.1% | 9.9% |
| 0110 | 206 | 24 | 230 | 89.6% | 10.4% |
| 0111 | 101 | 2 | 103 | 98.1% | 1.9% |
| 0112 | 336 | 16 | 352 | 95.5% | 4.5% |
| 0113 | 216 | 11 | 227 | 95.2% | 4.8% |
| 0114 | 221 | 1 | 222 | 99.5% | 0.5% |
| 0115 | 249 | 2 | 251 | 99.2% | 0.8% |
| 0116 | 238 | 2 | 240 | 99.2% | 0.8% |
| 0117 | 219 | 2 | 221 | 99.1% | 0.9% |
| 0118 | 47 | 5 | 52 | 90.4% | 9.6% |
| 0119 | 121 | 15 | 136 | 89.0% | 11.0% |
| 0201 | 290 | 34 | 324 | 89.5% | 10.5% |
| 0202 | 5 | 0 | 5 | 100.0% | 0.0% |
| 0203 | 98 | 1 | 99 | 99.0% | 1.0% |
| 0204 | 149 | 5 | 154 | 96.8% | 3.2% |
| 0205 | 159 | 1 | 160 | 99.4% | 0.6% |
| 0206 | 205 | 12 | 217 | 94.5% | 5.5% |
| 0207 | 235 | 5 | 240 | 97.9% | 2.1% |
| 0208 | 128 | 6 | 134 | 95.5% | 4.5% |
| 0209 | 165 | 5 | 170 | 97.1% | 2.9% |
| 0210 | 258 | 11 | 269 | 95.9% | 4.1% |
| 0211 | 275 | 5 | 280 | 98.2% | 1.8% |
| 0212 | 133 | 4 | 137 | 97.1% | 2.9% |
| 0213 | 141 | 9 | 150 | 94.0% | 6.0% |
| 0214 | 212 | 2 | 214 | 99.1% | 0.9% |
| 0215 | 375 | 18 | 393 | 95.4% | 4.6% |
| 0216 | 219 | 1 | 220 | 99.5% | 0.5% |
| 0217 | 199 | 12 | 211 | 94.3% | 5.7% |
| 0218 | 218 | 9 | 227 | 96.0% | 4.0% |
| 0219 | 303 | 3 | 306 | 99.0% | 1.0% |
| 0220 | 334 | 2 | 336 | 99.4% | 0.6% |
| 0221 | 262 | 18 | 280 | 93.6% | 6.4% |
| 0301 | 200 | 3 | 203 | 98.5% | 1.5% |
| 0302 | 120 | 9 | 129 | 93.0% | 7.0% |

Vacancy Rate and Dwelling Summary as of April 1, 2017

| Area | Occupied | Vacant | Grand Total | Occupied | Vacant |
|------|----------|--------|-------------|----------|--------|
| 0303 | 161 | 11 | 172 | 93.6% | 6.4% |
| 0304 | 182 | 12 | 194 | 93.8% | 6.2% |
| 0305 | 242 | 12 | 254 | 95.3% | 4.7% |
| 0306 | 140 | 9 | 149 | 94.0% | 6.0% |
| 0307 | 141 | 10 | 151 | 93.4% | 6.6% |
| 0308 | 180 | 16 | 196 | 91.8% | 8.2% |
| 0309 | 175 | 10 | 185 | 94.6% | 5.4% |
| 0310 | 110 | 7 | 117 | 94.0% | 6.0% |
| 0311 | 155 | 7 | 162 | 95.7% | 4.3% |
| 0312 | 84 | 7 | 91 | 92.3% | 7.7% |
| 0313 | 183 | 10 | 193 | 94.8% | 5.2% |
| 0314 | 181 | 22 | 203 | 89.2% | 10.8% |
| 0315 | 233 | 12 | 245 | 95.1% | 4.9% |
| 0316 | 171 | 16 | 187 | 91.4% | 8.6% |
| 0401 | 153 | 26 | 179 | 85.5% | 14.5% |
| 0402 | 374 | 21 | 395 | 94.7% | 5.3% |
| 0403 | 330 | 30 | 360 | 91.7% | 8.3% |
| 0404 | 140 | 13 | 153 | 91.5% | 8.5% |
| 0405 | 178 | 17 | 195 | 91.3% | 8.7% |
| 0406 | 151 | 30 | 181 | 83.4% | 16.6% |
| 0407 | 122 | 16 | 138 | 88.4% | 11.6% |
| 0408 | 210 | 33 | 243 | 86.4% | 13.6% |
| 0409 | 183 | 17 | 200 | 91.5% | 8.5% |
| 0410 | 164 | 17 | 181 | 90.6% | 9.4% |
| 0411 | 138 | 14 | 152 | 90.8% | 9.2% |
| 0412 | 137 | 13 | 150 | 91.3% | 8.7% |
| 0413 | 90 | 2 | 92 | 97.8% | 2.2% |
| 0414 | 143 | 18 | 161 | 88.8% | 11.2% |
| 0415 | 214 | 24 | 238 | 89.9% | 10.1% |
| 0416 | 194 | 26 | 220 | 88.2% | 11.8% |
| 0417 | 159 | 24 | 183 | 86.9% | 13.1% |
| 0418 | 372 | 25 | 397 | 93.7% | 6.3% |
| 0501 | 108 | 11 | 119 | 90.8% | 9.2% |
| 0502 | 178 | 17 | 195 | 91.3% | 8.7% |
| 0503 | 364 | 14 | 378 | 96.3% | 3.7% |
| 0504 | 121 | 6 | 127 | 95.3% | 4.7% |
| 0505 | 94 | 10 | 104 | 90.4% | 9.6% |
| 0506 | 192 | 15 | 207 | 92.8% | 7.2% |
| 0507 | 115 | 11 | 126 | 91.3% | 8.7% |
| 0508 | 221 | 23 | 244 | 90.6% | 9.4% |
| 0509 | 120 | 8 | 128 | 93.8% | 6.3% |
| 0510 | 151 | 15 | 166 | 91.0% | 9.0% |

Vacancy Rate and Dwelling Summary as of April 1, 2017

| Area | Occupied | Vacant | Grand Total | Occupied | Vacant |
|------|----------|--------|-------------|----------|--------|
| 0511 | 122 | 9 | 131 | 93.1% | 6.9% |
| 0512 | 189 | 8 | 197 | 95.9% | 4.1% |
| 0513 | 51 | 4 | 55 | 92.7% | 7.3% |
| 0514 | 74 | 8 | 82 | 90.2% | 9.8% |
| 0515 | 152 | 8 | 160 | 95.0% | 5.0% |
| 0601 | 1 | 0 | 1 | 100.0% | 0.0% |
| 0602 | 316 | 4 | 320 | 98.8% | 1.3% |
| 0603 | 429 | 13 | 442 | 97.1% | 2.9% |
| 0604 | 96 | 1 | 97 | 99.0% | 1.0% |
| 0605 | 91 | 7 | 98 | 92.9% | 7.1% |
| 0606 | 131 | 12 | 143 | 91.6% | 8.4% |
| 0607 | 140 | 16 | 156 | 89.7% | 10.3% |
| 0608 | 117 | 9 | 126 | 92.9% | 7.1% |
| 0609 | 72 | 2 | 74 | 97.3% | 2.7% |
| 0610 | 167 | 10 | 177 | 94.4% | 5.6% |
| 0611 | 129 | 9 | 138 | 93.5% | 6.5% |
| 0612 | 106 | 4 | 110 | 96.4% | 3.6% |
| 0613 | 146 | 4 | 150 | 97.3% | 2.7% |
| 0614 | 140 | 9 | 149 | 94.0% | 6.0% |
| 0615 | 185 | 10 | 195 | 94.9% | 5.1% |
| 0616 | 131 | 3 | 134 | 97.8% | 2.2% |
| 0617 | 147 | 7 | 154 | 95.5% | 4.5% |
| 0618 | 64 | 2 | 66 | 97.0% | 3.0% |
| 0619 | 116 | 6 | 122 | 95.1% | 4.9% |
| 0620 | 129 | 3 | 132 | 97.7% | 2.3% |
| 0621 | 243 | 12 | 255 | 95.3% | 4.7% |
| 0622 | 130 | 3 | 133 | 97.7% | 2.3% |
| 0623 | 62 | 2 | 64 | 96.9% | 3.1% |
| 0701 | 50 | 0 | 50 | 100.0% | 0.0% |
| 0702 | 126 | 5 | 131 | 96.2% | 3.8% |
| 0703 | 134 | 6 | 140 | 95.7% | 4.3% |
| 0704 | 98 | 2 | 100 | 98.0% | 2.0% |
| 0705 | 260 | 9 | 269 | 96.7% | 3.3% |
| 0706 | 122 | 8 | 130 | 93.8% | 6.2% |
| 0707 | 167 | 11 | 178 | 93.8% | 6.2% |
| 0708 | 266 | 11 | 277 | 96.0% | 4.0% |
| 0709 | 87 | 9 | 96 | 90.6% | 9.4% |
| 0710 | 200 | 9 | 209 | 95.7% | 4.3% |
| 0711 | 294 | 14 | 308 | 95.5% | 4.5% |
| 0712 | 345 | 19 | 364 | 94.8% | 5.2% |
| 0713 | 336 | 64 | 400 | 84.0% | 16.0% |
| 0714 | 272 | 17 | 289 | 94.1% | 5.9% |

Vacancy Rate and Dwelling Summary as of April 1, 2017

| Area | Occupied | Vacant | Grand Total | Occupied | Vacant |
|------|----------|--------|-------------|----------|--------|
| 0715 | 95 | 73 | 168 | 56.5% | 43.5% |
| 0716 | 158 | 1 | 159 | 99.4% | 0.6% |
| 0717 | 177 | 2 | 179 | 98.9% | 1.1% |
| 0718 | 368 | 10 | 378 | 97.4% | 2.6% |
| 0719 | 330 | 4 | 334 | 98.8% | 1.2% |
| 0720 | 334 | 12 | 346 | 96.5% | 3.5% |
| 0721 | 285 | 5 | 290 | 98.3% | 1.7% |
| 0722 | 33 | 2 | 35 | 94.3% | 5.7% |
| 0723 | 104 | 7 | 111 | 93.7% | 6.3% |
| 0801 | 324 | 5 | 329 | 98.5% | 1.5% |
| 0802 | 208 | 17 | 225 | 92.4% | 7.6% |
| 0803 | 78 | 7 | 85 | 91.8% | 8.2% |
| 0804 | 215 | 16 | 231 | 93.1% | 6.9% |
| 0805 | 157 | 8 | 165 | 95.2% | 4.8% |
| 0806 | 360 | 1 | 361 | 99.7% | 0.3% |
| 0807 | 143 | 5 | 148 | 96.6% | 3.4% |
| 0808 | 422 | 8 | 430 | 98.1% | 1.9% |
| 0809 | 350 | 8 | 358 | 97.8% | 2.2% |
| 0810 | 317 | 6 | 323 | 98.1% | 1.9% |
| 0811 | 407 | 22 | 429 | 94.9% | 5.1% |
| 0812 | 384 | 6 | 390 | 98.5% | 1.5% |
| 0813 | 396 | 13 | 409 | 96.8% | 3.2% |
| 0814 | 235 | 5 | 240 | 97.9% | 2.1% |
| 0815 | 96 | 19 | 115 | 83.5% | 16.5% |
| 0816 | 233 | 42 | 275 | 84.7% | 15.3% |
| 0817 | 115 | 34 | 149 | 77.2% | 22.8% |
| 0901 | 56 | 2 | 58 | 96.6% | 3.4% |
| 0902 | 254 | 10 | 264 | 96.2% | 3.8% |
| 0903 | 310 | 17 | 327 | 94.8% | 5.2% |
| 0904 | 152 | 2 | 154 | 98.7% | 1.3% |
| 0905 | 242 | 2 | 244 | 99.2% | 0.8% |
| 0906 | 333 | 2 | 335 | 99.4% | 0.6% |
| 0907 | 261 | 1 | 262 | 99.6% | 0.4% |
| 0908 | 294 | 2 | 296 | 99.3% | 0.7% |
| 0909 | 222 | 15 | 237 | 93.7% | 6.3% |
| 0910 | 236 | 8 | 244 | 96.7% | 3.3% |
| 0911 | 232 | 1 | 233 | 99.6% | 0.4% |
| 0912 | 289 | 12 | 301 | 96.0% | 4.0% |
| 0913 | 178 | 39 | 217 | 82.0% | 18.0% |
| 0914 | 166 | 1 | 167 | 99.4% | 0.6% |
| 0915 | 208 | 10 | 218 | 95.4% | 4.6% |
| 0916 | 338 | 10 | 348 | 97.1% | 2.9% |

Vacancy Rate and Dwelling Summary as of April 1, 2017

| Area | Occupied | Vacant | Grand Total | Occupied | Vacant |
|--------------------|--------------|-------------|--------------|--------------|-------------|
| 0917 | 200 | 8 | 208 | 96.2% | 3.8% |
| 0918 | 216 | 0 | 216 | 100.0% | 0.0% |
| 0919 | 132 | 9 | 141 | 93.6% | 6.4% |
| 0920 | 260 | 14 | 274 | 94.9% | 5.1% |
| 1001 | 299 | 10 | 309 | 96.8% | 3.2% |
| 1002 | 203 | 6 | 209 | 97.1% | 2.9% |
| 1003 | 218 | 7 | 225 | 96.9% | 3.1% |
| 1004 | 231 | 11 | 242 | 95.5% | 4.5% |
| 1005 | 387 | 28 | 415 | 93.3% | 6.7% |
| 1006 | 250 | 12 | 262 | 95.4% | 4.6% |
| 1007 | 148 | 9 | 157 | 94.3% | 5.7% |
| 1008 | 267 | 14 | 281 | 95.0% | 5.0% |
| 1009 | 100 | 2 | 102 | 98.0% | 2.0% |
| 1010 | 134 | 4 | 138 | 97.1% | 2.9% |
| 1011 | 207 | 12 | 219 | 94.5% | 5.5% |
| 1012 | 256 | 17 | 273 | 93.8% | 6.2% |
| 1013 | 299 | 13 | 312 | 95.8% | 4.2% |
| 1014 | 315 | 13 | 328 | 96.0% | 4.0% |
| 1015 | 414 | 12 | 426 | 97.2% | 2.8% |
| 1016 | 205 | 9 | 214 | 95.8% | 4.2% |
| 1017 | 300 | 39 | 339 | 88.5% | 11.5% |
| 1018 | 140 | 3 | 143 | 97.9% | 2.1% |
| 1019 | 233 | 1 | 234 | 99.6% | 0.4% |
| 1020 | 197 | 3 | 200 | 98.5% | 1.5% |
| 1021 | 154 | 2 | 156 | 98.7% | 1.3% |
| 2002 | 7 | 0 | 7 | 100.0% | 0.0% |
| 2006 | 12 | 1 | 13 | 92.3% | 7.7% |
| 2007 | 130 | 18 | 148 | 87.8% | 12.2% |
| 2008 | 8 | 0 | 8 | 100.0% | 0.0% |
| 2010 | 21 | 5 | 26 | 80.8% | 19.2% |
| Grand Total | 38676 | 2127 | 40803 | 94.8% | 5.2% |