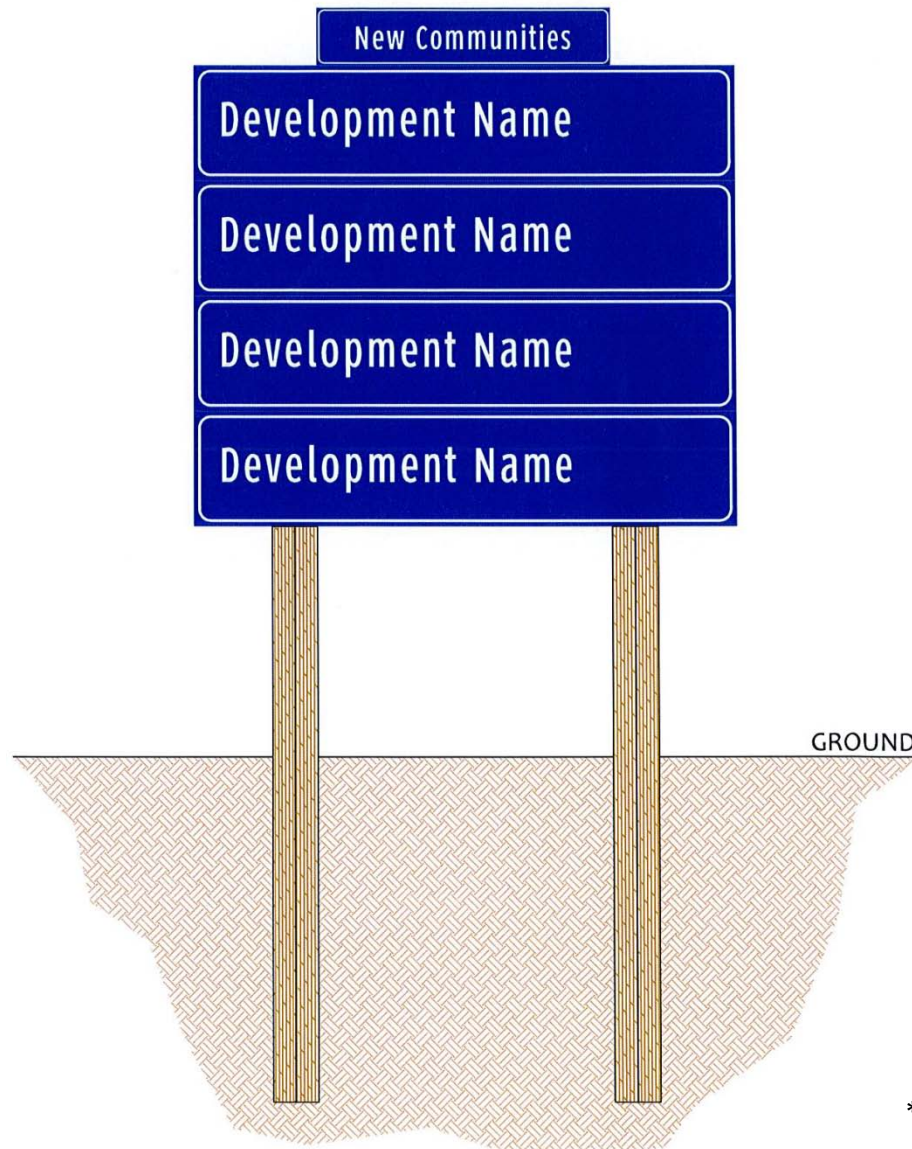


COMMUNITY WAYFINDING SIGNAGE TYPES

Attachment B – Arterial Wayfinding Signage*

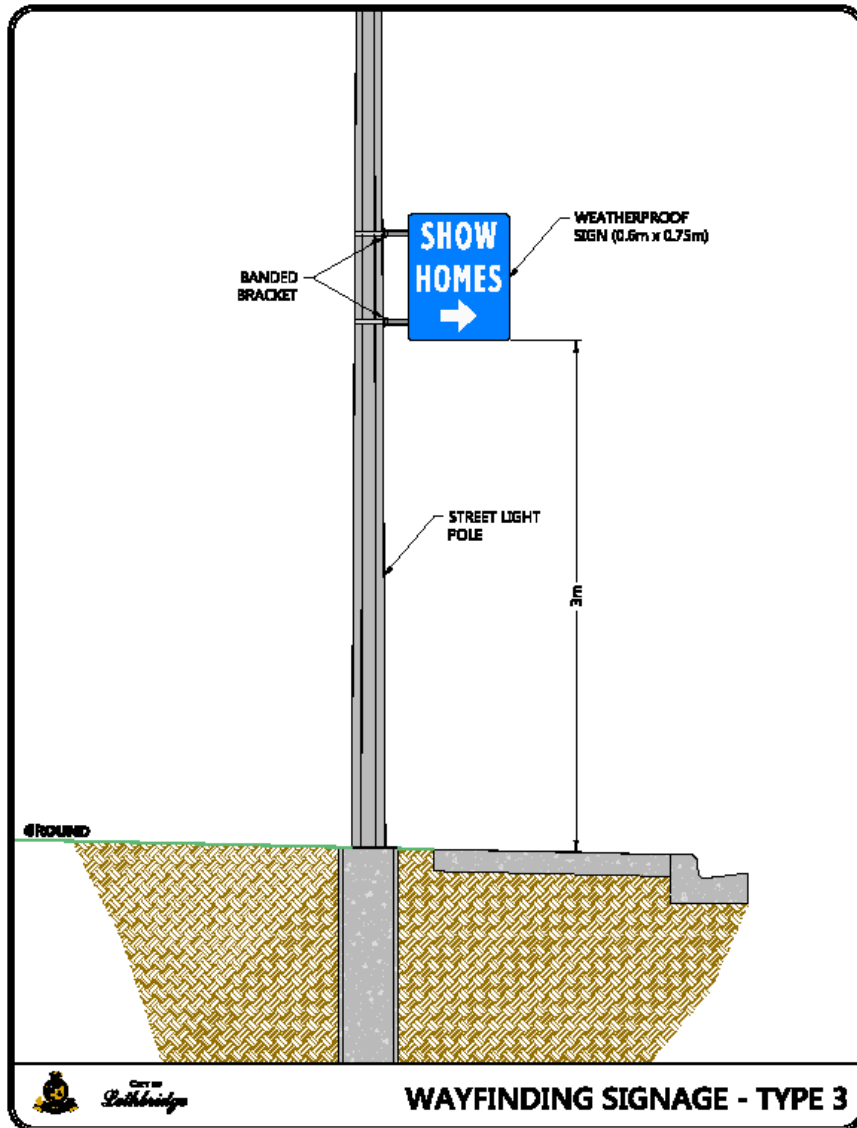


Guidelines

- New Communities Header is required
- No logos are allowed on Arterial Signs
- Each sign placard may denote a Community/Neighbourhood
- Restricted to 5 Panels per Sign
- Cost of installation is shared by applicants
- New locations/costs must be negotiated with the development community.

*Standards as per Community Wayfinding Guidelines

Attachment C – Arterial/Neighborhood Blade Signage*



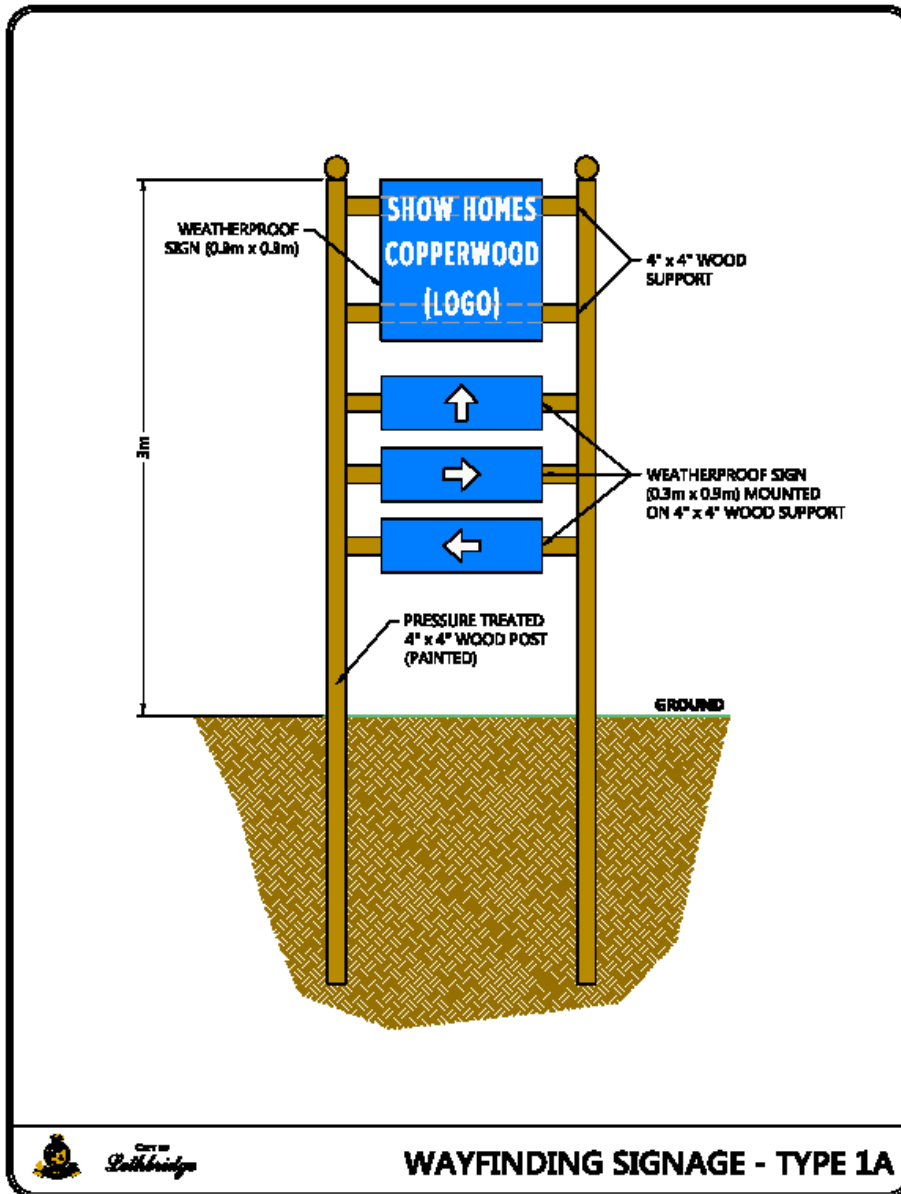
Guidelines

- 12 gauge routed aluminum panel
- 0.6 m x 0.75 m (2 x 2.5 ft)
- One Directional Arrow
- Community Name
- City, CHBA Logo or Neighborhood Crest
- Maximum 2 Blade Signs per arterial/
3 Blade Signs per neighborhood
- Separation by 300m on Arterials,
Designed/Supplied by Developer,
including banding brackets
- Installation on light standards by City
- Where structural info is not available ,
applicant may be required to provide an
Engineers evaluation of structural capacity



*Standards as per Community Wayfinding Guidelines

Attachment D – Neighborhood Wayfinding (Alt 1)*

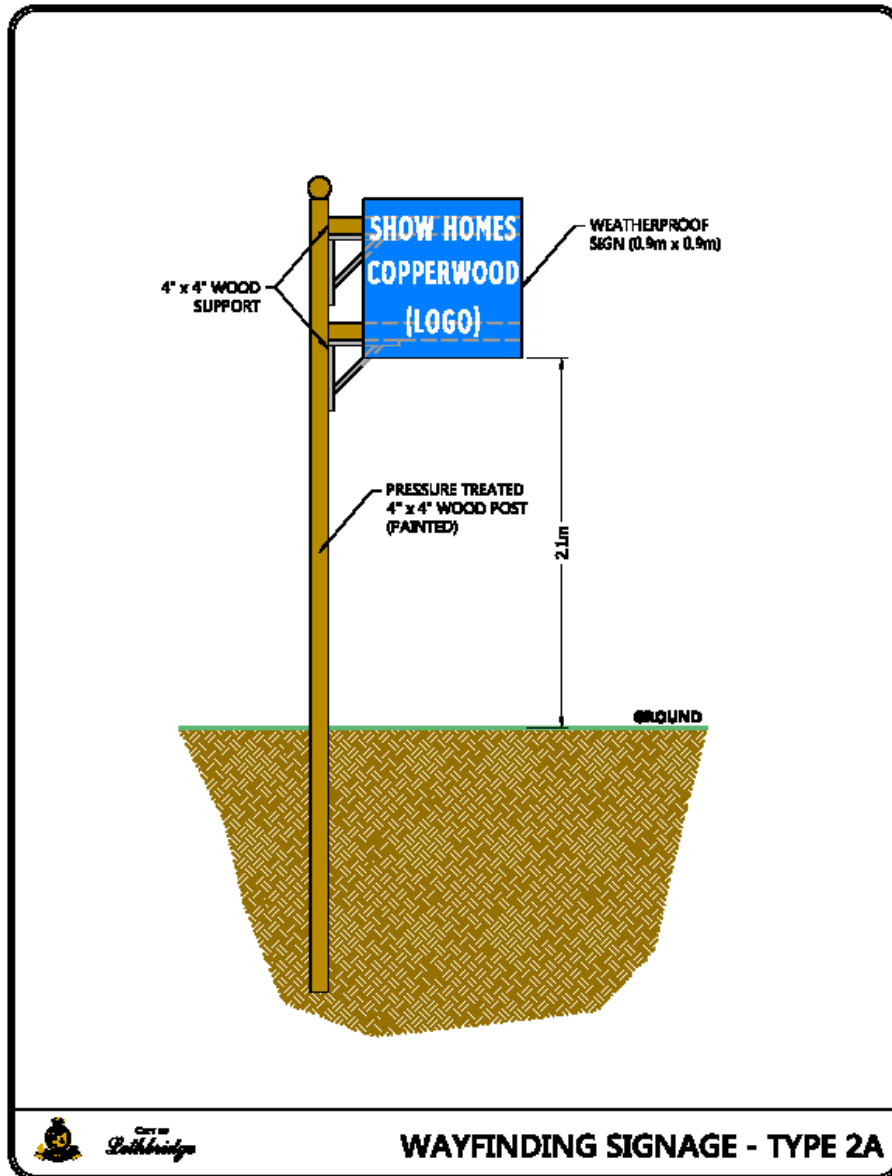


Guidelines:

- Sign Supplied and Installed by Developer/applicant,
- Sign can be used on Neighborhood Collector and Local Roadways
- May be used on Arterials in addition to Arterial Wayfinding Signage in certain circumstances
- Sign in accordance with dimensions
- Sign location in accordance with Guidelines
- City, CHBA Logo or Neighborhood Crest Text to include:
 - Neighbourhood
 - Show Homes
 - Arrow and distance

*Standards as per Community Wayfinding Guidelines

Attachment E – Neighborhood Wayfinding (Alt 2)*



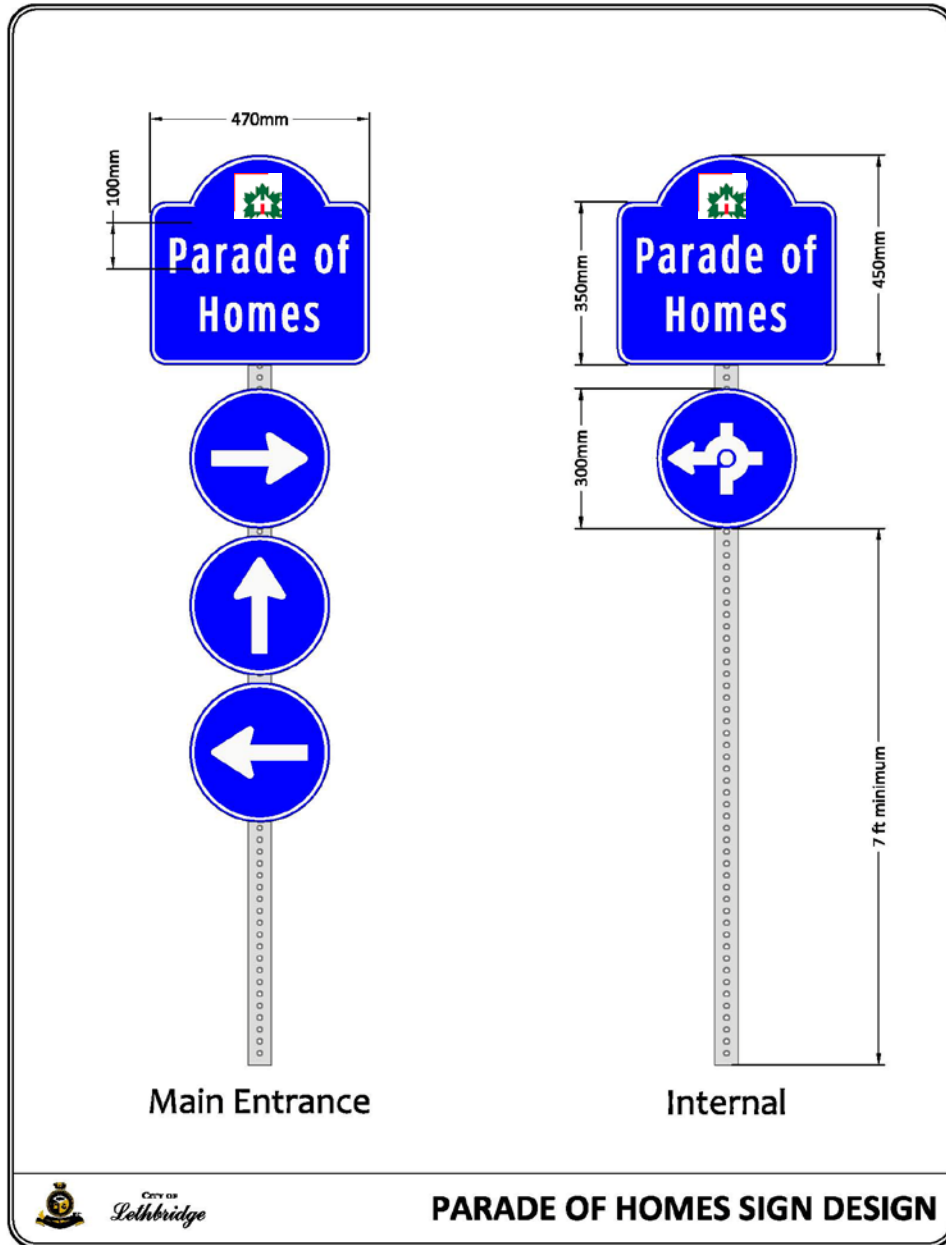
Guidelines:

- Sign Supplied and installed by Developer,
- Sign can be used on Neighborhood Collector and Local Roadways
- Sign in accordance with dimensions
- Sign location in accordance with Guidelines
- City, CHBA Logo or Neighborhood Crest
- Text to include:
 - Neighbourhood
 - Show Homes
 - Arrow and distance

*Standards as per Community Wayfinding Guidelines

OTHER SIGNAGE TYPES

Attachment F – Parade of Homes Signage*

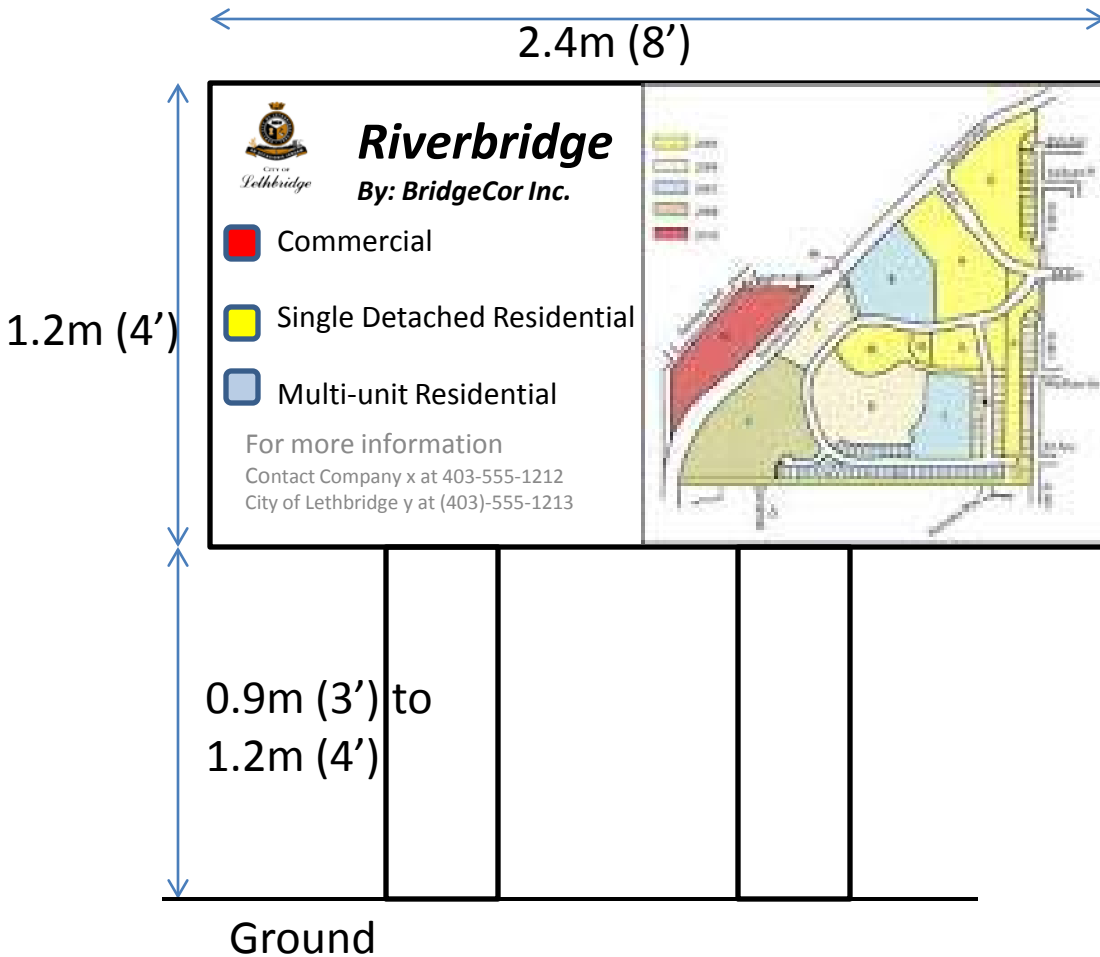


Guidelines:

- Sign Supplied by Developer
- Sign Installed by City
- Sign in accordance with noted dimensions and text
- CHBA logo

*Standards as per Community Wayfinding Guidelines

Attachment G - ASP Neighbourhood Signage*

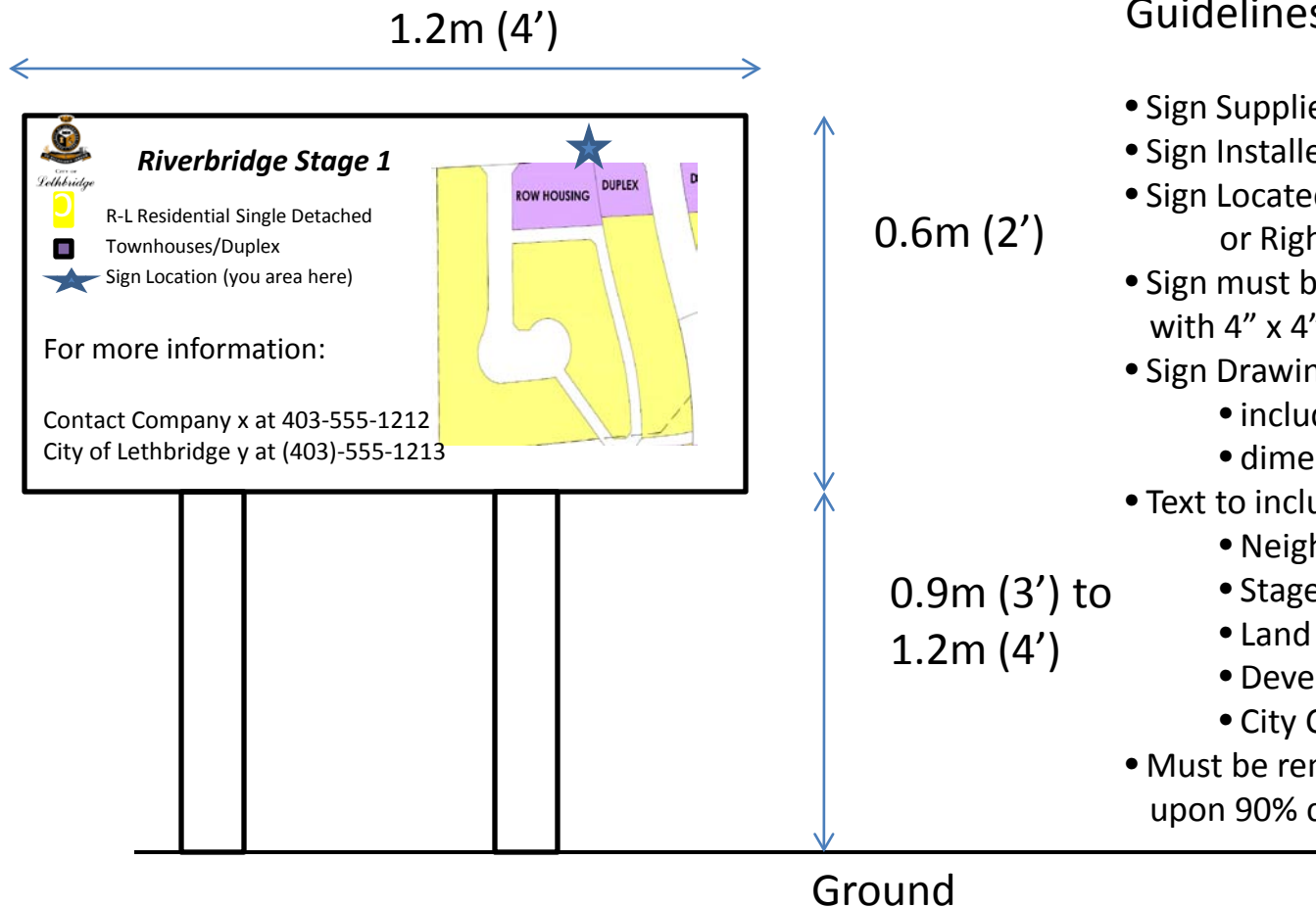


Guidelines:

- Sign Supplied by Developer
- Sign Installed by Developer
- Sign Located at main access road
- Sign Located on Private Property or Right of way
- Sign must be 1,2 m x 2.4 m, with 8" x 8" posts
- Sign Drawing to:
 - include ASP color drawing
 - dimensions 1.2 m x 1.2 m (4 x 4 ft)
 - City Crest
 - Community Crest, if available
- Text to include:
 - ASP Neighbourhood name
 - ASP Land Uses
 - Developer Contact Information
 - City Contact Information
- Must be removed by the developer following approval of last stage of dev.
- Must be keep in good repair
- Must be kept current

* **Required** as part of ASP Guidelines

Attachment H - Land Use (OP) Signage*




Guidelines:

- Sign Supplied by Developer
- Sign Installed by Developer
- Sign Located on Private Property or Right of way
- Sign must be 0.6 m x 1.2 m (2 x 4 ft) with 4" x 4" posts
- Sign Drawing to"
 - include color drawing of subdivision
 - dimensions 0.5 m x 0.5 m (18" x 18")
- Text to include:
 - Neighbourhood
 - Stage name
 - Land uses
 - Developer Contact Information
 - City Contact Information
- Must be removed by the developer upon 90% completion

*Required as part of Subdivision Servicing Agreement

Attachment I – Land Use Rezoning Signage*

1.2m (4')

	Proposed Amendment to the Land Use Bylaw #5700
Existing Land Use District:	_____
Proposed Land Use District:	_____
Proposed Use(s):	_____ _____
Site Area:	_____
Density:	_____
Maximum Height:	_____
For more information:	
Developers Name: Company x; (403)-555-1212 City of Lethbridge Development Services: (403)-555-1212	

1.2m
(4')

0.9m (3') to
1.2m (4')

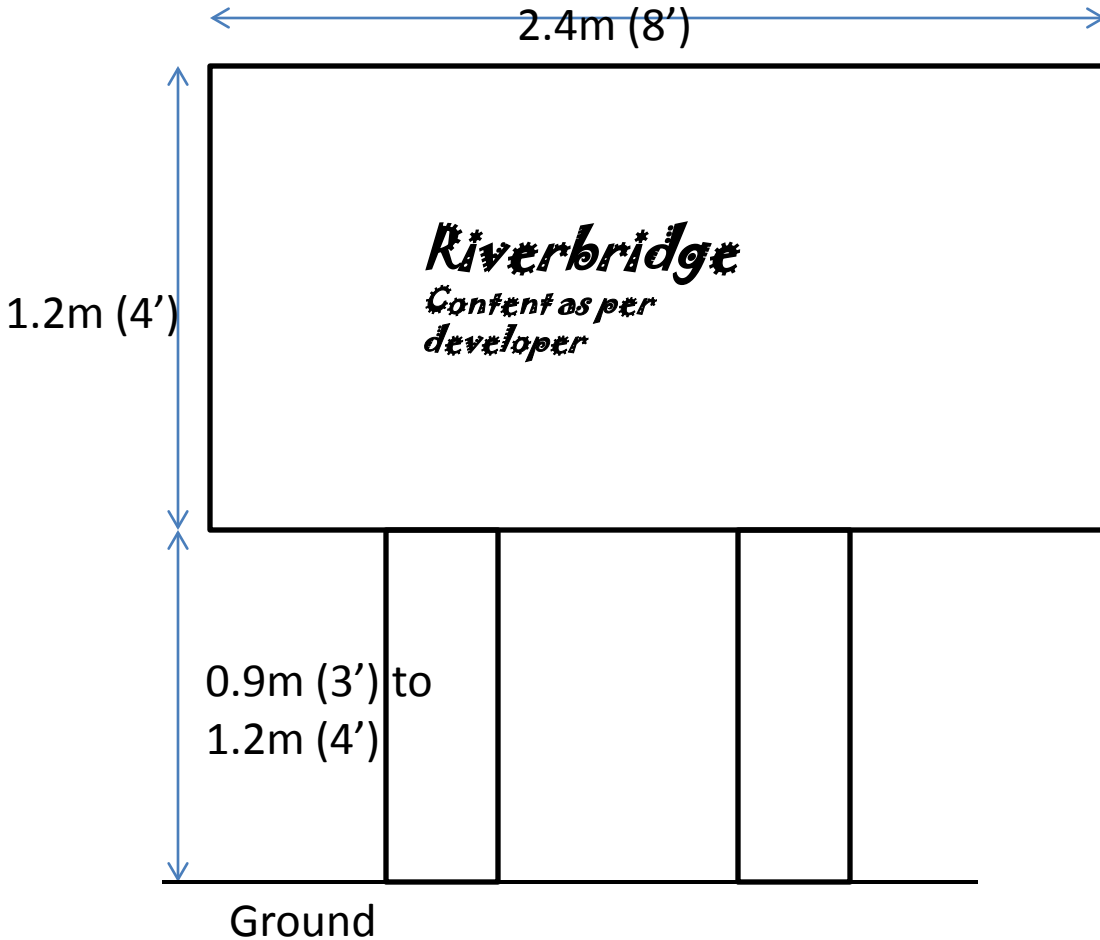
Ground

Guidelines:

- Contact Information for Developer
- Contact Information for City of Lethbridge'
- City of Lethbridge' Logo
- All lettering in Black on white background
- Erected using planted 4" x 4" posts
- Erected after first reading of the bylaw
- Must be readable from a distance of 10m
- Must be maintained in good condition
- Must be removed within 30 days of a decision
- 1.2 m x 1.2 m (4 x 4 ft) Sign Board
- No less than 0.9m (3 ft) above ground
- Located on Private Property

* Required in accordance with Land Use Bylaw 5700

Attachment J – Developer Marketing Signage



Guidelines:

- Are Temporary in nature
- Sign Supplied by Developer
- Sign Installed by Developer
- Sign Located on Collector road on private property (permit required)
- Sign can be 1.2 m x 2.4 m (4 X 8 ft) with 4" x 4" posts
- Maximum of three DMS along a Collector
- Must be located at least 30m apart
- Must not have lights, sounds, or movement
- May not include City of Lethbridge logo
- Must be removed by the developer upon 90% completion of neighborhood
- Must be keep in good repair

* Allowed in accordance with Land Use Bylaw 5700