

Cost of Living in Lethbridge

How Do We Stack Up?

This graph shows annual property taxes comparing median value single-family homes across Alberta.

The median represents the middle value in the set of numbers arranged from lowest to highest, offering a more accurate snapshot than the average.

Lethbridge ranks 14 out of the 23 largest municipalities in Alberta.

Stability

Lethbridge house prices stay very consistent and are lower than most other municipalities. This means both mortgages and property taxes will generally be lower compared to a similar home in other cities. This is thanks to thoughtful planning and land development as well as a stable economy that protects us against the boom and bust that other communities might experience.

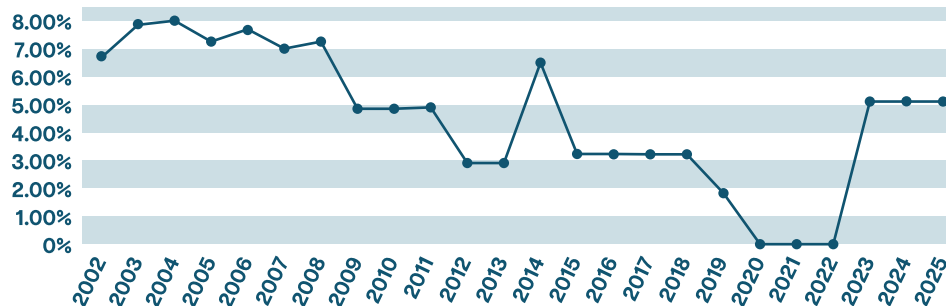
Lethbridge ranks 10 out of the 23 largest municipalities in Alberta.

Utility Comparison Report

This 2025 report compares the residential utility rates in Lethbridge with municipalities in Alberta in terms of utility costs for electricity, water, wastewater and waste services. Data provided within this report was collected using the bylaws and utility rates posted for each municipality/utility provider by January 2025.

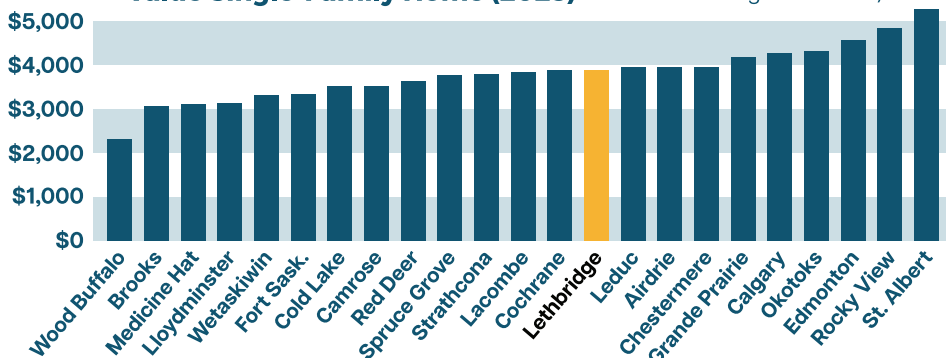
Overall, the City of Lethbridge has the lowest combined utility costs among municipalities in Alberta.

Lethbridge's Annual Budgeted Municipal Tax % Increases

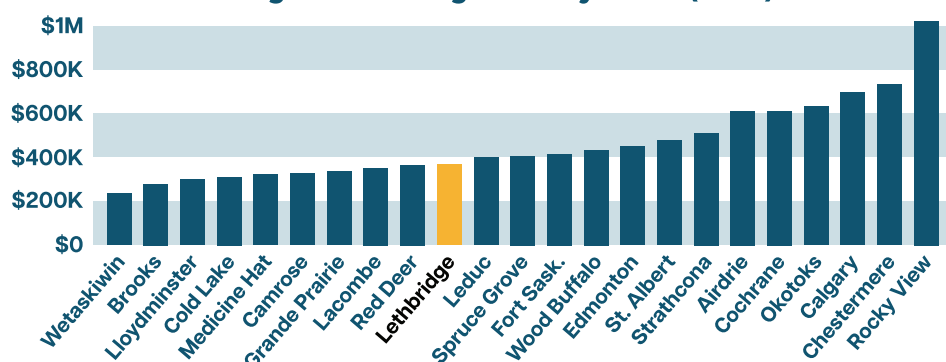


Annual Property Tax on Median Value Single-Family Home (2025)

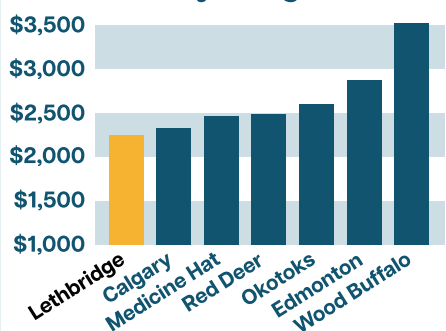
(2025 annual property tax based on 2024 average home cost)



Average Cost of Single-Family Home (2024)



Annual Residential Combined Utility Charges



Service Levels

The City of Lethbridge offers more services, and has higher service levels than many other cities.

In the 2022 Community Survey, 90 per cent of respondents rated the quality of life in Lethbridge as good or very good. The satisfaction with the services provided is also very high.

Stay tuned for results from our 2025 Community Survey.