

Cost of Living in Lethbridge

How Do We Stack Up?

This graph shows annual property taxes comparing median value single-family homes in Alberta's 23 largest municipalities.

The median represents the middle value in the set of numbers arranged from lowest to highest, offering a more accurate snapshot than the average.

Data compiled from provincially reported municipal data and publicly available municipal tax rates.

Stability

This graph shows the median cost of a single-family home in Alberta's 23 largest municipalities.

Lethbridge house prices stay very consistent and are lower than most other municipalities. This means both mortgages and property taxes will generally be lower compared to a similar home in other cities. This is thanks to thoughtful planning and land development, as well as a stable economy that protects us against the boom and bust that other communities might experience.

Data compiled from provincially reported municipal data and publicly available municipal tax rates.

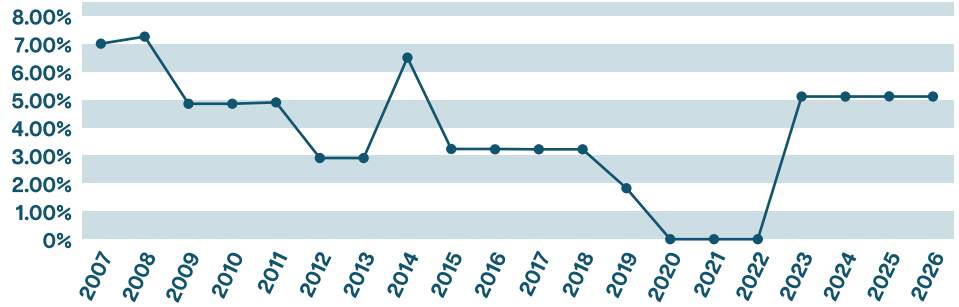
Utility Comparison Report

This 2026 report compares the residential utility rates in Lethbridge with municipalities in Alberta in terms of costs for electricity, water, wastewater and waste services.

Overall, the City of Lethbridge continues to have some of the lowest combined utility costs among Alberta municipalities.

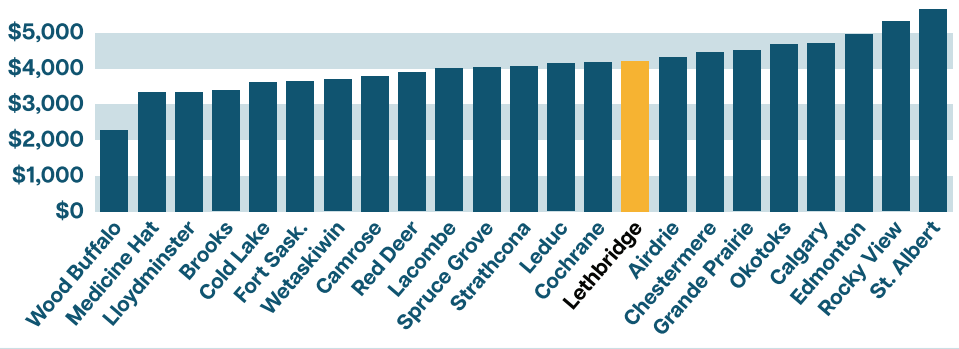
Data provided within this report was collected using the bylaws and utility rates posted for each municipality/utility provider by February 2026.

Lethbridge's Annual Budgeted Municipal Tax % Increases

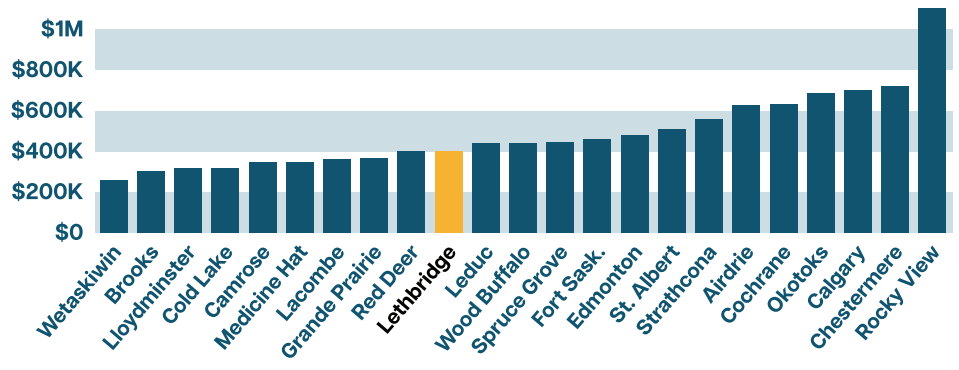


Annual Property Tax on Median Value Single-Family Home (2026)

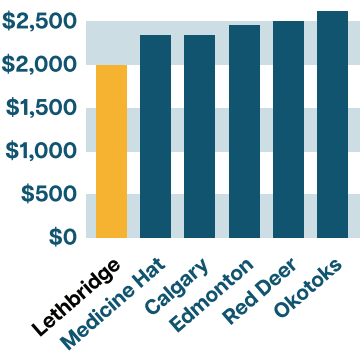
(2026 annual property tax based on 2025 median home cost)



Median Cost of Single-Family Home (2025)



Annual Residential Combined Utility Charges



Service Levels

The City of Lethbridge offers more services and has higher service levels than many other cities.

Consistent with the 2022 Community Satisfaction Survey, the 2025 Community Satisfaction Survey showed that 90 per cent of Lethbridge residents say they have a good or very good quality of life. This places Lethbridge above the Alberta municipal benchmark of 81 per cent and highlights a stronger sense of satisfaction locally than across the province.

Satisfaction with the services provided also remained high in the 2025 survey results.