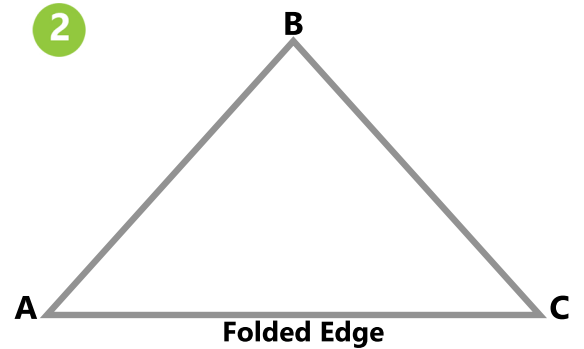
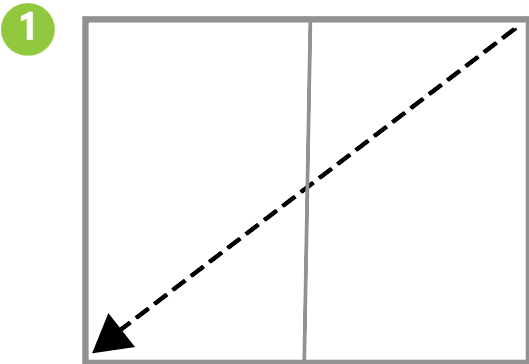


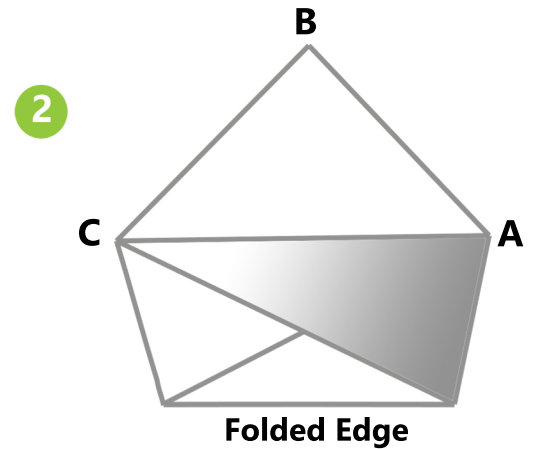
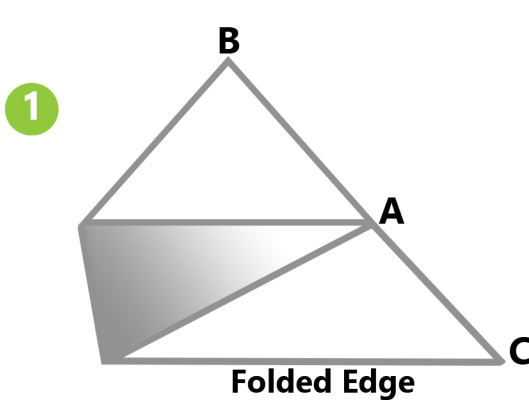
ORGANICS ORIGAMI

Use newspaper to make a liner for your kitchen pail!

STEP 1: Fold a stack of 4 or 5 sheets of newspaper into a triangle.



STEP 2: Fold corners A to middle of B and C, and fold corner C to middle of A and B.



STEP 3: Fold down half of the newspaper at point B on one side, then flip it over and fold the remaining layers down on the other half.

Open the liner and place into your kitchen pail!

